



OFFICIAL

Performance against PMI targets 2020 - 21

Community Safety Committee

Date: 15 January 2021

Agenda Item:

Submitted By: Director of Service Delivery

6

Purpose	To inform Members of Community Safety Committee of the performance against the 2020/21 performance outcome targets. The reports specifically look at performance covering April – Dec 2020.
Recommendations	That Members of the Community Safety Committee note the contents of the report.
Summary	This report provides details of the performance against the outcome targets. The appendices show the performance across West Yorkshire and then broken down into the five districts with additional commentaries from the district commanders.

Local Government (Access to information) Act 1972

Exemption Category: None

Contact Officer: Scott Donegan, Area Manager Service Delivery
E: scott.donegan01@westyorksfire.gov.uk

Background papers open to inspection: None

Annexes: None

1 Introduction

- 1.1 The attached reports show the performance across West Yorkshire and the five Local Authority Districts against the outcomes targets that were set for the 2020/21 year.
- 1.2 The performance report covers the reporting period from 01 April 2020 to 02 December 2020.
- 1.3 Members of the Community Safety Committee approved the methodology for setting the annual targets against a range of incident types using a 3-year rolling average. The District Management teams measure, monitor and evaluate the performance against these targets at regular intervals throughout the year.

2 Information

- 2.1 The Performance Management System and the WYFiremap tool allows managers and staff to monitor incident activity using real time data sets. Incidents can be plotted onto a map so geographical trends can also be identified.
- 2.2 The attached reports provide data for the first 6 months of the year against a range of incident types that we attend. There is a summary report showing the figures for the whole of the service and then subsequent performance sheets show the district performance against their respective outcome targets with a commentary from each District Commander.

Performance across West Yorkshire for the following indicators is set to meet or exceed the set targets:

Arson

- 2.3 The performance across all arson incidents is slightly higher than in the same period of the previous year. We have attended 4216 recorded deliberate fires in the first eight months compared to 4167 in the previous year. Overall, arson is on track to meet the target set.

Arson – Primary Fires

- 2.4 Primary fires are the more serious fires that harm people or cause damage to property.
- 2.5 Primary fires have one or more of the following characteristics:
- Fires in buildings and vehicles that are not derelict or in outdoor structures
 - Any fire involving casualties or rescues
 - Any fire attended by more than 5 pumping appliances
- 2.6 In this reporting period, we attended 840 primary deliberate fires, compared to 913 in the previous year. Over half of the recorded deliberate primary fires (515) were in vehicles and 207 fires in non-domestic properties.

Dwelling Fires

- 2.7 If the performance after eight months continues, we are on track to exceed the target for this year and with the current projection of 1012 dwelling fires. We have attended 683 dwelling fires over the reporting period. It could have been predicted that as people were spending more time confined to their homes during the Covid Pandemic we would see an increase in dwelling fires. This has not been the case and our well-established prevention programmes continue to keep improve safety in the home.

Non-Domestic Building Fires

- 2.8 There have been 98 fewer fires in this category compared to the figure from the previous year (209 compared to 307) and performance is on track to meet the target. We are planning to restart our operational risk visit programme in the new year to ensure we can deliver the arson advice to building owners and managers. We are well aware of the economic cost of fires in commercial properties with many companies failing to recover from a serious fire. It is essential that we continue to work across our business communities to keep fire safety high on the agenda.

Fire Related Injuries

- 2.9 The figures for fire related injuries demonstrate a 10% improvement compared to the previous year and we are also projected to meet the target. It is disappointing to report that there have been 6 fatalities at fire incidents between April and November 2020 and 2 of these incidents were caused deliberately. Of the 4 accidental dwelling fires, 2 are subject to ongoing investigation and 2 involved a space heating appliance. Our Safe and well checks provide advice on the safe use of heating appliances to reduce the chances of a fire starting.

Malicious False Alarms

- 2.10 The performance against malicious false alarms is on track to meet the target and there has been a 13% reduction compared to the previous year. We continue to work across the districts to identify premises where repeat malicious false alarms are generated and deliver training to staff (and pupils in the case of schools and colleges) on the issues with these types of incidents as they take resources away from being available for real life emergencies. Our staff within the Control room also challenge callers if they suspect it is a hoax caller.

Actual Rescues

- 2.11 Performance against this target is showing a 20% improvement compared to the same period last year. We have seen a significant reduction in road traffic collisions which results in a large proportion of the rescues we undertake. We are on track to meet this target at the end of the year.

Road Traffic Collisions

- 2.12 During the Covid Pandemic, the reduction of traffic on the county's road network has led to the most significant improvement across all our performance indicators in comparison to last year (40%). That's said, all of our district teams are represented within their respective road safety partnerships and we also hold a seat on the West Yorkshire Road Safety Executive. Our unique offer is within the field of education and we are active and involved across the districts in a range of initiatives to educate young and inexperienced drivers on the dangers of road safety.

Arson – Secondary Fires

- 2.13 Secondary fires are less serious and generally less information is collected following a secondary fire. They tend to involve accumulations of rubbish and 'vegetation' which is mainly grass fires during warm, dry periods. Compared to the same period in 2019, there has been a very slight increase in secondary fires, however we are on track to meet this target.

Performance across West Yorkshire for the following indicators is projected to be within 10% the set targets:

Total Activity

- 2.14 There has been an increase in the total number of incidents attended in this reporting period months compared to the previous year, this can be attributed to the increase in mobilisations to automatic fire alarms. Without the fire alarm responses, we would be on track to meet this target.

Prevalence of False Alarms

- 2.15 There has been a significant increase in false alarms over the reporting period compared to performance in the previous year and it is unlikely we will meet this target by the end of the year. This increase is due to a change in our fire alarm mobilising policy. Between April and August, we attended all commercial properties where a fire alarm was activated. This was because a large proportion of the workforce had been furloughed and would not be able to confirm the presence of fire. In normal circumstances we would only attend properties deemed high risk due to life or process. we continue to work across our communities to reduce the number of unwanted fire signals.

Performance across West Yorkshire for the following indicators is not on track to meet the set targets:

- 2.16 To date, 2020 has been an extremely difficult year for all residents of West Yorkshire. It is reassuring to see that through continued prevention, protection, response and resilience arrangements and credit to the responsible nature of our communities that there are no indicators more than 10% outside our targets.

3 Financial Implications

- 3.1 There are no financial implication resulting from this report

4 Human Resource and Diversity Implications

- 4.1 All initiatives to reduce the numbers of incidents we attend are focussed towards those more vulnerable. Effective working with key partners across the districts continues to develop and we are starting to recognise that our strategy of concentrating our resources towards risk and vulnerability is increasing our effectiveness. We are spending much less time with people who have little or no risk from fire and an increasing percentage of time on prevention activities is being spent in the right areas, dealing with those most vulnerable.
- 4.2 The Safer Communities Programme Board continues to provide oversight and governance for the implementation of prevention strategies and this forum ensures that stakeholders from departments across the service have a say in how the prevention service is being delivered. This includes diversity and inclusion and representative bodies.

5 Health, Safety and Wellbeing Implications

- 5.1 The health, safety and welfare of all WYFRS staff involved in responding to emergency incidents is one of the key priorities contained within the Your Fire and Rescue Service 2020-2023 IRMP document. The District Command teams actively monitor the health and safety of staff following incidents and have welfare provisions in place for any specific incident type where crews may witness distressing scenes with support available through local managers and the Occupational Health and Safety Unit.

6 Environmental Implications

- 6.1 There are no environmental implications arising directly from this report.

7 Your Fire and Rescue Service Priorities

- We will reduce the risks to the communities of West Yorkshire
- We will continue to develop ways of working which improve the safety & effectiveness of our firefighters
- We will work efficiently to provide value for money and make the best use of reserves to provide an effective service
- We will be innovative and work smarter throughout the service
- We will invest in information and communication technology, digital and data, to deliver our service in smarter ways

8 Conclusions

- 8.1 Members of the Community Safety Committee are presented this report as part of an ongoing commitment to demonstrate the priority that WYFRS places in prevention and early intervention and how we judge the success of our activities through the performance 'outcomes' targets that we set each year.
- 8.2 It is understood that 2020 – 21 will be an anomaly in terms of our performance and future target setting. The challenge will in identifying which performance can be attributed to Covid and which can be attributed to historic and ongoing prevention initiatives.
- 8.3 Performance in the first nine months of the reporting period has demonstrated some extremely positive results when compared against the three-year average target and against the same period last year. We continue to work across the districts to identify areas where performance against these targets is reducing and put plans and measures in place to address this through partnership working, prevention campaigns and effective response arrangements.

WEST YORKSHIRE FIRE AND RESCUE SERVICE - PERFORMANCE MONITORING SYSTEM

DEFINITIONS

3 YEAR AVG TARGET (Previous 3 Years)	Average performance from the previous 3 financial years, used as the target for this current year
SAME PERIOD LAST YEAR (Previous Year)	Cumulative total for the same period in the previous year
TOTAL SO FAR (Current Year)	Cumulative total for current year so far
PROJECTION AGAINST 3 YEAR AVERAGE (Current Year)	Comparison of projected annual activity against the 3 year average target – Red (outside 10% of target), Amber (within 10% of target), Green (target achieved or exceeded)
END OF YEAR PROJECTION (Current Year)	Projected value at the end of the financial year based on Total So Far and the number of days remaining

	3 YEAR AVG TARGET (2017/20)	SAME PERIOD LAST YEAR (2019-15/01/20)	[values to 15 Jan 2021 23:59:59]		
			TOTAL SO FAR (2020/21)	AGAINST 3 YEAR AVG (2020/21)	END OF YEAR PROJECTION (2020/21)
Arson	6641	4630	4590	-13.0%	5777
Arson - Primary Fires	1408	1067	957	-14.5%	1205
Arson - Secondary Fires	5196	3563	3633	-12.0%	4573
Actual Rescues	862	853	694	1.3%	873
Total Activity	23987	18955	19211	0.8%	24179
Dwelling Fires	1139	906	815	-10.0%	1026
Non-Domestic Building Fires	409	359	238	-26.7%	300
Prevalence of False Alarms	10439	8471	8855	6.8%	11145
Fire Related Injuries	191	127	111	-27.0%	140
Road Traffic Collisions	629	554	341	-31.8%	429
Malicious False Alarms	348	249	222	-19.7%	279

COMMENTS RELATING TO PERFORMANCE INDICATORS

Wakefield District

WAKEFIELD LOCAL AUTHORITY (DRRT) - PERFORMANCE MONITORING SYSTEM					
DATE:		VISITING COMMANDERS:			
OFFICERS PRESENT:					
DEFINITIONS					
3 YEAR AVG TARGET (Previous 3 Years)		Average performance from the previous 3 financial years, used as the target for this current year			
SAME PERIOD LAST YEAR (Previous Year)		Cumulative total for the same period in the previous year			
TOTAL SO FAR (Current Year)		Cumulative total for current year so far			
PROJECTION AGAINST 3 YEAR AVERAGE (Current Year)		Comparison of projected annual activity against the 3 year average target – Red (outside 10% of target), Amber (within 10% of target), Green (target achieved or exceeded)			
END OF YEAR PROJECTION (Current Year)		Projected value at the end of the financial year based on Total So Far and the number of days remaining			
<i>[values to 02 Dec 2020 23:50:50]</i>					
	3 YEAR AVG TARGET (2017/20)	SAME PERIOD LAST YEAR (2019-02/12/19)	TOTAL SO FAR (2020/21)	AGAINST 3 YEAR AVG (2020/21)	END OF YEAR PROJECTION (2020/21)
Arson	981	589	643	-2.8%	953
Arson - Primary Fires	196	108	144	8.9%	213
Arson - Secondary Fires	789	481	499	-6.2%	739
Actual Rescues	108	95	62	-15.2%	92
Total Activity	2990	1994	2125	5.3%	3149
Dwelling Fires	127	80	76	-11.1%	113
Non-Domestic Building Fires	50	31	28	-17.0%	41
Prevalence of False Alarms	1141	758	836	8.6%	1239
Fire Related Injuries	24	16	14	-12.4%	21
Road Traffic Collisions	89	68	28	-53.6%	41
Malicious False Alarms	27	21	6	-67.5%	9

The District performance in the following areas either meets or exceeds the target:

Actual Rescues

The district has seen a large decrease in actual rescues across the period compared to the same period last year (35%). Within this period, there were three rescues from fires and 12 from road traffic collisions. The reason for the majority of these incident types are the 'Gaining Entry Cause for Concern' workstream and assisting other agencies such as the police. During this period of

Covid crisis we also assisted health and social care partners moving vulnerable patients within their homes.

Dwelling Fires

The district saw four fewer dwelling fires compared the previous period last year, with an overall reduction against the three-year average of 11.1%. The occurrence of dwelling fires is spread across the district with Wakefield, Castleford and Pontefract seeing a higher number of incidents compared to the other areas in the district. Analysis of the incidents has revealed that the majority of them were small fires limited to item first ignited or kept within the room of origin; this in conjunction with the decrease is a positive sign but we will continue to monitor dwelling fire trends and identify risk reduction initiatives and follow up campaigns to drive the figure down further.

Non – Domestic Building Fires

The district saw a significant decrease compared to the three-year average and a drop of three incidents compared to the same period in 2019. Incidents have been recorded across the district with no specific trends identified. The majority of the fires were processes or equipment/machinery that had failed causing overheating, smouldering or limited fire development, resulting in insignificant damage to the buildings or businesses. The closure of businesses due to Covid would have accounted for the reduction in numbers.

Fire Related Injuries

Although the fire related statistics are encouraging reducing by 12% on the previous year and 12.4% below the set average; unfortunately, two of these injuries proved to be fatal incidents. We have conducted serious incident reviews in collaboration with partners regarding these incidents to identify any learning to continue to drive down fire related injuries. Thankfully the majority of fire related injuries are minor; smoke inhalation resulting in precautionary check-ups for the casualty.

Road Traffic Collisions (RTC)

The number of RTC's recorded continues to be a district priority to reduce the number of them. There was a significant reduction in road traffic incidents, a decrease of 40 incidents from the same period last year and 53.6% lower compared to the three-year average. The overriding factor in these reductions will be attributed to the Covid pandemic and subsequent lockdown, resulting in significantly less traffic on our district roads and motorways. Throughout this period, we still had virtual attendance on the West Yorkshire Safer roads steering group and hope to reintroduce local initiatives delivering impactful safety training and safety messages; when applicable. We will be working closely with Safer Roads Wakefield and various other local agencies to increase engagement through other methods with young drivers during the current pandemic situation.

Malicious False Alarms

The district saw a significant decrease of 67.5% below the set target, equating to just 6 incidents within the period compared to 21 in 2019. The closure of schools, colleges and business during the pandemic will have attributed to the reduction in incidents. We will continue to engage with local schools and colleges to deliver educational programmes focused on raising awareness of fire safety and the impacts and consequences of inappropriate behaviour and the malicious use/activation of alarms. We will also promote and support brigade and national campaigns regarding this issue.

Arson

Recorded arson has increased by 54 incidents compared to the period in 2019, but is still within the three-year average target (-2.8%). Throughout the period we continued to work in collaboration with our police, council and environmental health partners to try and overcome the anti-social behaviour seen in certain areas to reduce the impacts of arson.

Arson - Secondary Fires

Secondary Fires include vegetation (grass, corn etc.), refuse, bonfires and wheelie

bins. Recorded Arson - Secondary Fires increased by 18 incidents compared to the previous year, however this is below the set average by 6.2%. The majority of secondary fires involved refuse, 292 incidents (58.5%) and vegetation 105 incidents (21%). Refuse incident increased by 34 in comparison to the same period in 2019. The council closures of waste recycling sites are most likely a significant contributory factor in conjunction with school closures and the warm dry spell of weather. During the lockdown we proactively worked in partnership with Environmental Health (EH) and the council to try and reduce these nuisance fires with EH issuing a number of prohibitive and prosecution measures.

Performance in the following areas is outside of the target set:

Arson - Primary Fires

Primary fires generally cause damage to property, non-derelict buildings or vehicles.

Recorded arson - Primary Fires is slightly above the set target (8.9%). The majority of the incidents are deliberately set fires to vehicles (66%). In recent weeks we have seen a rise of deliberate vehicle fires linked to gangs and organised crime; we are working closely our police colleagues to aid the investigation and preventative workstreams.

Prevalence of False Alarms

Prevalence of False Alarms still remains the single largest area of operational business in the district. The most significant rise within this category compared to the same period last year was false alarms good intent (an increase of 90 incidents). These types of incident include fumes from cooking, accidental actuation of alarms or controlled burning by households within gardens etc. This rise can be accounted for by the lockdown period of the Covid pandemic. More households were at home (cooking and people used fire as a way of disposing of refuse). The false alarms caused by apparatus (equipment faults) was relatively static. Stations and the district team continue to work with Fire Protection Inspectors and partners to drive down unwanted fire signals and target premises with a high number of false alarms calls.

Total Activity

Wakefield district has disappointingly seen an overall increase in total activity compared to the previous period in 2019, a rise of 6.6% and 5.3% above the three-year set target. The implications of the Covid pandemic, lockdown and prolonged dry, warm weather are significant factors in the rise in activity. We continued to work effectively with partners in a new virtual manner. Community engagement was difficult due to the circumstances, but we endeavoured to deliver our services in other ways. We hope to implement the proactive measures for the continued reduction of incidents include engaging with local schools, community anchors/hubs, businesses and partner agencies as soon as guidance allows.

Summary

Wakefield District experienced large decreases in certain areas of operational activity and moderate rises in other areas. It is extremely encouraging that none of the indicators are outside of the 10% set target. A priority is to ensure that our work and initiatives within the community is restarted when normality resumes; in the interim though we are continuing to provide an excellent level of service in other ways utilising new ways of working and technology. We are pleased with the significant reductions in some of the indicators but will not be complacent and continue to try and reduce the most serious and impactful issues for our community. Station based personnel and district prevention staff will actively continue to engage with partners and local community-based groups in identifying vulnerable people and reinforcing fire and road safety messages through our safe and well programme.

Bradford District

BRADFORD LOCAL AUTHORITY (DRRT) - PERFORMANCE MONITORING SYSTEM					
DATE:		VISITING COMMANDERS:			
OFFICERS PRESENT:					
DEFINITIONS					
3 YEAR AVG TARGET (Previous 3 Years)		Average performance from the previous 3 financial years, used as the target for this current year			
SAME PERIOD LAST YEAR (Previous Year)		Cumulative total for the same period in the previous year			
TOTAL SO FAR (Current Year)		Cumulative total for current year so far			
PROJECTION AGAINST 3 YEAR AVERAGE (Current Year)		Comparison of projected annual activity against the 3 year average target – Red (outside 10% of target), Amber (within 10% of target), Green (target achieved or exceeded)			
END OF YEAR PROJECTION (Current Year)		Projected value at the end of the financial year based on Total So Far and the number of days remaining			
	3 YEAR AVG TARGET (2017/20)	SAME PERIOD LAST YEAR (2019-02/12/19)	[values to 02 Dec 2020 23:50:50]		
			TOTAL SO FAR (2020/21)	AGAINST 3 YEAR AVG (2020/21)	END OF YEAR PROJECTION (2020/21)
Arson	2193	1506	1521	2.8%	2254
Arson - Primary Fires	443	281	267	-10.6%	396
Arson - Secondary Fires	1776	1225	1254	4.6%	1858
Actual Rescues	199	164	127	-5.3%	188
Total Activity	6347	4370	4555	6.3%	6750
Dwelling Fires	316	235	198	-7.1%	293
Non-Domestic Building Fires	95	68	51	-20.5%	76
Prevalence of False Alarms	2502	1684	1808	7.1%	2679
Fire Related Injuries	52	25	31	-11.7%	46
Road Traffic Collisions	134	84	73	-19.3%	108
Malicious False Alarms	123	63	88	6.3%	130

The District performance in the following areas has met or exceeded the target set:

Arson – Primary Fires

Bradford continues to see positive results for Primary arson incidents over this last nine months – a reduction of around 10.6% against the three-year average. Strong partnership work has contributed significantly to this reduction. Arson related dwelling fires have reduced from 40 to 24

and Non-Domestic building fires have reduced from 68 to 51 using the same date comparative of 2019.

Although COVID has limited fire prevention activity that fire crews carry out, we are still actively working with partner agencies to continue to drive down arson figures.

Dwelling Fires

We have seen a significant reduction of 7.1 % against the three-year average for dwelling fires in Bradford. This equates to a decrease of 37 incidents compared to the same period in 2019. COVID restrictions continue to hamper our ability to carry out Safe and Well visits to the local community. We continue to deliver a limited service; providing full telephone assessments where all risks are identified and measures put in place to ensure the safety of the occupant. Where it is identified that the occupant has no working smoke detection – a delivery is made within the same day. We continue to carry out full Safe and Well visits to higher risk vulnerable individuals.

Non-Domestic Buildings Fires

Bradford has seen a significant reduction (17 incidents) in Non-Domestic Building fires this year in comparison to 2019 and against the three-year average (20.5% reduction)

Fire crews in Bradford conduct Operational Risk Visits (ORV) to each commercial building. In the cases of Medium to High risk buildings, these are conducted on an annual basis and is part of the district plan to ensure building awareness and firefighter safety whilst at incidents. The purpose of the visit is also to speak with building management on their responsibility to themselves and their staff on their awareness of the building regulations, risk assessments and general fire safety awareness. The ORV programme has been reduced due to the COVID situation but plans are in place for fire crews to actively visit sites again early in the new year.

Actual Rescues

Actual rescues have decreased significantly this year, by 37 compared to the same period last year. Out of the 127 recorded incidents of this financial year – 16 of these were rescues from fire, 26 from RTCs and the remainder from other incidents such as machinery entrapment, lift rescues etc. We still continue to assist other emergency services in gaining access to properties; there were 35 of these incident types in this reporting period.

Road Traffic Collisions

Road Traffic collisions continue on a downward trend since last year; from 84 to 73 incidents and have decreased significantly by 19.3% against the three-year average. A large percentage of this reduction can be linked to the lockdown restrictions which resulted in fewer cars on the road. In preparation for 'cultural festivals', partners collated a joint letter to ask those who can positively influence throughout the district to reiterate the importance of road safety, particularly in high powered cars. Operation Steerside continue to use resources to enforce when available – using

PSPO areas to target and reduce unsafe road behaviours. The Steerside project continues to go from strength to strength and has recently won the Ian Broadhurst Trophy for Outstanding contributions to Roads Policing in Bradford.

Fire Related Injuries

Although this figure shows a slight increase in fire related injuries (6 injuries) compared to last year, we are 11.7% under the three-year average. The data shows that there are no specific trends or particular areas to target. We will continue to provide Safe & Well education verbally via telephone and will await restrictions to be lifted in order for us to conduct full Safe and Well visits. We will continue to raise awareness through partner organisations and social media to common causes of fire in the home.

Performance in the following areas where indicators require focus;

Arson – Secondary Fires

Bradford district continues work with West Yorkshire Police and other partners to drive down secondary arson; there is still a slight increase on the same period last year but we are confident this figure will continue to reduce throughout the winter months.

Due to the Covid 19 lockdown, establishments such as schools, household waste sites were closed as a temporary measure. This was also coupled with unusually hot weather during April & May which saw deliberate/grassland increase. As a direct result, we feel this has had a significant impact on Secondary arson incidents. The breakdown of the overall figure shows that 3/4 of the reported fires were recorded as refuse/fly tipping.

The Bonfire period has historically been a busy time for Bradford and we did see a significant number of incidents over this period. However, fire crews did work closely with the local authority and quickly identified those areas of concern where rubbish had accumulated. The local authority was very efficient and would quickly remove the waste to mitigate the risk of fire.

We have continued to use media streams to send out safety messages to the local community. Facebook live sessions were held on the run up to the bonfire period to warn the community of the dangers around bonfires and fireworks.

Prevalence of False Alarms

Performance against the three-year average is being missed by 7.1%. Due to the impact of Covid 19 we can speculate that there have been contributory factors such as residents being within their homes more, using cooking facilities more regularly and therefore resulting in an increase of domestic actuated fire alarms.

Businesses that were occupied regularly were also closed during lockdown and therefore testing and maintenance of alarms were limited apparatus or good intent. We can hopefully see this figure reduce over the next six months as businesses get back to some type of normality.

The National Fire Chiefs Council had an expectation that figures would rise in this category and this has been confirmed nationally as a trend throughout commercial businesses.

Bradford district continue to identify and assist businesses and other workplaces who continually have false alarms and offer guidance.

Malicious False Alarms

Bradford has seen an increase recently with Malicious false alarms and these are currently running at 6.3% above the three-yearly average. District personnel have identified several individual premises as 'repeat' offenders for deliberate actuations of call-points and work is on-going to support them to try and reduce malicious calls.

With regards to individuals who ring in false 999 calls; we will continue to work with Control to 'call challenge' when appropriate and we will also continue to push the message out via media and through community liaison around the consequences and impacts of malicious activity.

Summary

This year the COVID situation has continually tested the resilience of all staff in the Bradford district. It's great to see some real improvements across the performance indicators and some significant reductions. There is, however, still much improvement I feel can be made to reduce incidents further.

The Bonfire period was a challenging time for fire crews but, as in previous years, partnership working has ensured control measures were in place to mitigate incidents over the period. Education was given to schools in a 'virtual' lesson warning of the dangers associated with Bonfires and fireworks along with anti-social behaviour.

Although we have continued with the fire prevention strategy, this has been much reduced due to the COVID pandemic. Plans have now been developed to allow our prevention teams and fire crews to start to push forward with the Safe and Well strategy again, albeit in a Covid secure manner.

This year has indeed been a challenging time for everyone and as the District Commander, I have been impressed and proud of the resilience and determination demonstrated by all service delivery and support staff across the district. We will continue to adapt in our 'ways of working', ensuring we can provide a high level of service whilst working to reduce incidents and ultimately keep the community of Bradford safe.

Kirklees District

KIRKLEES LOCAL AUTHORITY (DRRT) - PERFORMANCE MONITORING SYSTEM					
DATE:		VISITING COMMANDERS:			
OFFICERS PRESENT:					
DEFINITIONS					
3 YEAR AVG TARGET (Previous 3 Years)		Average performance from the previous 3 financial years, used as the target for this current year			
SAME PERIOD LAST YEAR (Previous Year)		Cumulative total for the same period in the previous year			
TOTAL SO FAR (Current Year)		Cumulative total for current year so far			
PROJECTION AGAINST 3 YEAR AVERAGE (Current Year)		Comparison of projected annual activity against the 3 year average target – Red (outside 10% of target), Amber (within 10% of target), Green (target achieved or exceeded)			
END OF YEAR PROJECTION (Current Year)		Projected value at the end of the financial year based on Total So Far and the number of days remaining			
[values to 02 Dec 2020 23:59:59]					
	3 YEAR AVG TARGET (2017/20)	SAME PERIOD LAST YEAR (2019-02/12/19)	TOTAL SO FAR (2020/21)	AGAINST 3 YEAR AVG (2020/21)	END OF YEAR PROJECTION (2020/21)
Arson	982	567	558	-15.8%	827
Arson - Primary Fires	232	152	127	-18.9%	188
Arson - Secondary Fires	750	415	431	-14.8%	639
Actual Rescues	163	131	102	-7.5%	151
Total Activity	4057	2759	2831	3.4%	4195
Dwelling Fires	183	134	114	-7.7%	169
Non-Domestic Building Fires	62	43	38	-9.7%	56
Prevalence of False Alarms	1823	1300	1395	13.4%	2067
Fire Related Injuries	36	30	10	-59.2%	15
Road Traffic Collisions	124	98	48	-42.5%	71
Malicious False Alarms	58	34	17	-56.6%	25

The District performance in the following areas is on track to meet or exceed the required target set:

Arson

Currently, Kirklees District is exceeding its target on overall arson by 15.8%. This continued success is attributed to the drive from district to highlight the issue of arson and its links to broader societal issues.

The Arson Steering Group is now fully embedded within Kirklees Safer Communities, with all partners fully engaged. Although we are mindful of the challenges due to the link that both anti-social behaviour and crime have with arson, we are committed to continually engaging with local

communities through a number of different forums to further drive down arson. One example of this work was all partner agencies coming together to prevent an escalation of anti-social behaviour in a local park. This work reduced the incidents in this area by almost 100% over a couple of months.

Work is ongoing to ensure that reporting and recording of arson incidents is in line with national guidance. This will provide a more consistent approach and help identify trends and implement initiatives in the correct locations and in a timelier manner.

Primary Fires

Kirklees District is currently surpassing its target for primary arson by 18.9%, with 25 fewer incidents than the same period last year. A data led approach has highlighted that over 60% of these incidents were vehicle fires which were also linked to Organised Crime Groups.

These types of incidents are being monitored by the Arson Steering Group and action plans are in place to deal with any future occurrences. The way in which incidents of this nature are rapidly picked up and identified in district is testament to the robust review and implementation of the revised District Risk Reduction Strategy and the links that have been forged with partners.

Secondary fires

Innovative partnership working has been pivotal in driving secondary arson figures below the three-year average. The figure is currently on target by 14.8%. Although there are still challenges ahead, with the commitment and hard work of all partners, and correct reporting procedures embedded, we should see this downward trend continue.

Actual Rescues

We have experienced a 22% decrease in the number of actual rescues compared with the same period last year, and current figures suggest that we will meet our target by 7.5%.

As a district, we continue to educate the community through our safe and well strategy on the importance of having an escape plan in the event of a fire. There is also a significant amount of work ongoing with partners to reduce the amount of RTCs. Currently, the Road Safety Group have commissioned an academic study to look at trends and causation factors associated with RTCs; this intelligence will provide a more targeted approach to road safety initiatives.

Non-Domestic Building Fires

Early indications suggest that Kirklees is on target to meet the three-year average by 9.7%, with a decrease of five non-domestic building fires compared to the same period last year. This is partly due to identifying incident trends and ensuring that property owners take responsibility for securing their buildings.

A number of partnership approaches are ongoing across the district to ensure building owners are taking responsibility for their properties.

Fire Related Injuries

Kirklees District has seen a 67% reduction in fire related injuries compared with the same period last year, and we are on track to meet our target against this indicator by 59.2%. During this reporting period there have only been eight fire related injuries, from which sadly there was one fatality. The district continues to improve and refine its 'Safe and Well' strategy and work with partner agencies to reduce the risk of fire.

Early indications are that the panel is working very well in dealing with complex cases through a multi-agency approach. We have carried out a serious incident review (SIRs) with partner agencies for the fatal incident and lessons learnt are being implemented by various partners with

the aim of preventing any further deaths. Any learning from the SIR is also shared internally with the other districts.

We recognise there is work to do in this area, therefore Huddersfield University have been commissioned to undertake an academic study of behaviours at repeat house fires involving inappropriate cooking habits. It is intended that this piece of work will influence future media campaigns and home fire safety initiatives.

Kirklees District will continue with the Safe and Well programme, ensuring that we continue to target the most vulnerable members of our community.

Road Traffic Collisions

There have been 48 road traffic collisions requiring action by fire crews in this reporting period, which is a 51% reduction on the same period last year. We are currently on track to meet our three-year average target by 42.5%.

The district does currently have a nuisance bike problem, but the Road Safety, and ASB Groups are keen to start running the Biker Lite programme in the areas of concern. Hopefully this will have a positive impact, and the initiative can then be broadened throughout Kirklees, with progress being monitored through the Road Safety and ASB Groups.

The Kirklees Road Safety Group has commissioned an academic review of how to positively influence people's behaviours in driving more safely, this in-turn is intended to influence campaigns within this area moving forward.

Malicious False Alarms

Kirklees District is exceeding the target for malicious false alarms by 56.6% and has seen a 50% reduction in the number of incidents from the same period last year. This is due to the excellent work that has been carried out by Fire Protection, partners and the district team. A number of initiatives have been implemented in areas where we have seen repeat incidents. Every education facility within Kirklees received a letter and advice on the reduction of false alarms with the offer of support from the district team, and this approach is paying dividends.

Dwelling Fires

We have seen 20 fewer dwelling fires than the same period last year, and Kirklees District is currently set to meet the three-year average target by 7.7%. Intelligence gathering within this area has identified a rise in incidents associated with cooking and electrical fires. District are leading on a 'home fire safety' media campaign, complimented by partnership involvement, which is having a positive impact.

The District performance in the following areas is forecast to be within 10% of the target set:

Total Activity

We have seen an increase of 72 incidents compared to the same period last year, which is largely attributed to the change in policy earlier in the year to increase attendance to automatic fire alarms during the COVID period. We have now reverted back to our normal policy, which is having a positive impact on total activity. In the past three months alone, the figure has improved by 8% and if the current trend continues, we will meet our three-year average target within this area.

We recognise there is still work to do in all areas to drive down risk further. Through our risk reduction activities and engagement with key partners we will continue to work hard on targeted campaigns in all areas to make the community of Kirklees safer.

The District performance in the following areas is not on track to meet the target set:

Prevalence of False Alarms

The introduction of the revised automatic fire alarm attendance policy during the COVID period has had a negative impact on the figures and as a result we have seen an increase of 95 incidents compared to the same period last year. Kirklees District are forecast to be 13.4% over the three-year average target set.

We will continue to work with local businesses where we identify repeat occurrences and will utilise support from the Fire Protection Team. Where incidents occur in residential homes the District Team will deliver collaborative initiatives with partners and engage with residents.

Summary

District have seen considerable progress and extremely positive results in relation to fire related injuries, road traffic collisions and malicious false alarms. Good progress has been made against arson, primary fires, secondary fires, actual rescues, dwelling fires, and non-domestic building fires, and we are projected to meet our three-year average target for all of the above.

Although some success has been observed, we are committed to focus on the challenges around arson, dwelling fires, road safety and false alarms. This cannot be delivered in isolation and we will focus our efforts around proactive approaches and sharing of intelligence with key partners to identify areas of risk and address this through our risk reduction activity.

We will continue to take the lead within the Arson Reduction Steering Group and Road Safety Partnership, and through the Road Safety Group, new initiatives will be discussed based on the academic analysis carried out by Huddersfield University.

Moving forward, additional focus and engagement will be placed around the Dewsbury South Ward. Our teams are currently working closely with Safer Kirklees and the Police, but there is further work to be done in relation to youth anti-social behaviour and the dumping of waste. We have requested that community support officers carry out additional engagement within this area and that the Police increase their patrols.

The team are dedicated to making Kirklees a safer place for our community and will continue to drive this objective and be pragmatic in our approach. We will not rest on our laurels, and the focus moving forward will be to build on the positive results achieved so far.

Calderdale District

CALDERDALE LOCAL AUTHORITY (DRRT) - PERFORMANCE MONITORING SYSTEM					
DATE:	VISITING COMMANDERS:				
OFFICERS PRESENT:					
DEFINITIONS					
3 YEAR AVG TARGET (Previous 3 Years)	Average performance from the previous 3 financial years, used as the target for this current year				
SAME PERIOD LAST YEAR (Previous Year)	Cumulative total for the same period in the previous year				
TOTAL SO FAR (Current Year)	Cumulative total for current year so far				
PROJECTION AGAINST 3 YEAR AVERAGE (Current Year)	Comparison of projected annual activity against the 3 year average target – Red (outside 10% of target), Amber (within 10% of target), Green (target achieved or exceeded)				
END OF YEAR PROJECTION (Current Year)	Projected value at the end of the financial year based on Total So Far and the number of days remaining				
[values to 02 Dec 2020 23:50:50]					
	3 YEAR AVG TARGET (2017/20)	SAME PERIOD LAST YEAR (2019-02/12/19)	TOTAL SO FAR (2020/21)	AGAINST 3 YEAR AVG (2020/21)	END OF YEAR PROJECTION (2020/21)
Arson	382	257	270	4.7%	400
Arson - Primary Fires	78	57	61	15.9%	90
Arson - Secondary Fires	311	200	209	-0.4%	310
Actual Rescues	97	93	78	18.7%	116
Total Activity	2075	1533	1572	12.3%	2329
Dwelling Fires	105	62	52	-26.4%	77
Non-Domestic Building Fires	35	31	16	-32.9%	24
Prevalence of False Alarms	889	666	744	24.0%	1102
Fire Related Injuries	23	9	7	-54.2%	10
Road Traffic Collisions	62	49	32	-23.1%	47
Malicious False Alarms	29	17	27	39.5%	40

The District performance in the following areas either meets or exceeds the required target:

Dwelling Fires

It's encouraging to note that Calderdale District are below the set target for dwelling fires by 26.4%, with a total of 52 dwelling fires recorded for this period. This achievement is attributed to the continual prevention work carried out by operational crews and prevention staff. We continue to monitor trends and specifically target the most vulnerable within the community. We will

continue to work with our partners to identify those people who are in most need of our service and direct appropriate resources as necessary.

Non-Domestic Fires

The number of non-domestic building fires is 32.9% below the target set for Calderdale so far this year. There has been a total of 16 non-domestic building fires. This down turn in incidents is attributed to the close partnership working from the Safer Greener Cleaner groups and the Covid lockdown which impacted on the services by commercial providers

Road Traffic Collisions

Calderdale District has achieved the target set by 23.1% with 32 incidents recorded so far this year. Calderdale District continues to support the Calderdale Road Safety Delivery Group, to identify hot spots and carry out engagement activities.

Fire Related Injuries

Calderdale District is significantly below the set target by 54.2%. These injuries occurred across 7 different incidents. It is encouraging to note that each of the properties involved had working smoke detection installed. Calderdale District continues to work with local community groups and partners to provide fire safety education.

We promote the importance of having working smoke detectors and a fire escape plan. Strong partnership links with Adult Social Care, Together Housing, Care Providers and NHS have seen a development through communication & training and have led to improvement in quality and quantity of the right kind of referral and so enabled us to deliver a better more joined up service to the community.

Performance in the following areas which fall below the target set:

Arson

Calderdale District is slightly above the target set for arson by 4.7%. with a total of 270 arson incidents recorded. This is an improving picture as we progress through the year; If this downward trend in arson continues we will meet the set target by the end of the year.

Primary fires as a result of arson equates to 10 dwellings, 6 non-domestic properties, 9 outbuildings and 38 vehicle fires. The majority of secondary fires are attributed to refuse and vegetation. We continue to work with our partners to prevent anti-social fires and report instances of waste build-up and fly tipping to the council. This is significant priority as we run into the bonfire period.

Malicious False Alarms

The number of false alarms is 39.5 % above the target set, with a total of 27 incidents recorded for the year so far. The majority of these false alarms are attributed to four locations with supported living arrangements in place. There have only been four malicious false alarms since the last report in October and no malicious false alarms in November. Calderdale District attends multi-agency meetings to highlight these occurrences. We are regularly and collaboratively engaging with Calderdale Council and other agencies in relation to reducing these false alarm calls within properties under their portfolio.

Prevalence of False Alarms

The number of false alarms is 24% above the target set, with a total of 744 incidents recorded for the year so far. The change in mobilising during lockdown where crews attended non-commercial buildings in daytime hours has been a contributing factor on this increase. However, operational crews continue to work with the Fire Protection Team to identify premises where issues arise. The majority of the False alarms are attributed to apparatus and we have prompted the owners to look at the necessary improvements to their system which will hopefully result in fewer false alarms.

Actual Rescues

Calderdale District is above the target for actual rescues by 18.7% with 78 rescues recorded for this period. A significant proportion of the 78 recorded rescues are from RTC's (24) the remainder are from a variety of incidents such as building fires, machinery entrapment, lift rescues and flooding. Reducing road traffic collisions continues to be an area of focus. Ongoing community engagement activities with the Calderdale Road Safety Delivery group will support the reduction in this area.

Total Activity

The total number of incidents attended across Calderdale is 12.3 % above the target figure set. We have attended 1572 incidents this period. The District team ensure that areas of high activity are brought to the attention of partners and solutions sought on these parts of the District. The District Team will continue to monitor trends and target resources based on intelligence and the variety of data sets/mapping systems to further reduce the activity over the coming year.

Summary

Overall Calderdale District Team has worked in partnership to deliver against the performance targets set. We continue to see positive reduction in a number of the performance indicators, particularly the indicators involving life and property (dwelling fires, building fires, fire related injuries and RTCs). These overall reductions are a direct result of the on-going partnership work carried out by operational crews and prevention staff. However, we have more work to do around the areas of arson and false alarms.

We are working closely with partners to develop an appropriate solution for a resident currently living in the District who is responsible for the high rise in malicious false alarms. We have also been working with Calderdale Council on a number of properties in relation to fire alarm actuations at their premises being maliciously activated. We will endeavour to keep Calderdale District a safe place to live and work by actively engaging with key partners to develop innovative ideas and solutions through the available partnerships, agencies and groups.

Leeds District

LEEDS LOCAL AUTHORITY (DRRT) - PERFORMANCE MONITORING SYSTEM					
DATE:		VISITING COMMANDERS:			
OFFICERS PRESENT:					
DEFINITIONS					
3 YEAR AVG TARGET (Previous 3 Years)		Average performance from the previous 3 financial years, used as the target for this current year			
SAME PERIOD LAST YEAR (Previous Year)		Cumulative total for the same period in the previous year			
TOTAL SO FAR (Current Year)		Cumulative total for current year so far			
PROJECTION AGAINST 3 YEAR AVERAGE (Current Year)		Comparison of projected annual activity against the 3 year average target – Red (outside 10% of target), Amber (within 10% of target), Green (target achieved or exceeded)			
END OF YEAR PROJECTION (Current Year)		Projected value at the end of the financial year based on Total So Far and the number of days remaining			
[values to 02 Dec 2020 23:59:59]					
	3 YEAR AVG TARGET (2017/20)	SAME PERIOD LAST YEAR (2019-02/12/19)	TOTAL SO FAR (2020/21)	AGAINST 3 YEAR AVG (2020/21)	END OF YEAR PROJECTION (2020/21)
Arson	2103	1248	1224	-13.7%	1814
Arson - Primary Fires	460	315	240	-22.6%	356
Arson - Secondary Fires	1571	933	984	-7.2%	1458
Actual Rescues	295	234	206	3.6%	305
Total Activity	8518	5864	5859	1.9%	8682
Dwelling Fires	409	239	243	-12.0%	360
Non-Domestic Building Fires	166	134	76	-32.2%	113
Prevalence of False Alarms	4084	2920	2895	5.0%	4290
Fire Related Injuries	57	29	36	-5.9%	53
Road Traffic Collisions	220	164	98	-34.1%	145
Malicious False Alarms	111	74	43	-42.8%	64

The District performance in the below areas exceeds the set target:

Arson

Leeds District has seen a continued reduction against the performance target set for arson by 13.7%. The continued effort by crews and the Prevention team to ensure local targeted initiatives to remove excess waste and maintain productive relationship with in the district is maintaining this lowering trend.

Arson – Primary Fires

As we continue to address domestic arson concerns via safe and well referrals/visits to properties and working closely with our Leeds Front Door Safeguarding Team and Police colleagues, we have seen a continued reduction across the district of 22.6%. It has been noticed that there has been an increase in referrals for arson concerns during the Coronavirus pandemic, as the city has seen an increase in the use of its domestic violence service. However, a rise in actual incidents of this nature has not been observed and our efforts to maintain a level of appropriate service delivery have continued through proactive risk reduction and prevention protocol's and early intervention. Moving forward, a review and initiation of more robust intelligence gathering will enable us to steer The Safer Leeds partnership towards actions which continue to prevent incidents of arson to property.

Arson – Secondary Fires

Whilst the Coronavirus Pandemic became a reality for all of Leeds, it was expected that deliberate secondary fires may increase as recycling centres closed. However, Leeds has still seen a reduction of 7.2% in secondary arson fires over this reporting period when compared with the target. We maintain our close working relationship within Leeds City Council partnership to report and have excess waste removed as a priority. We will analyse and review data in this incident category to establish potential new ways of working and progressive steps.

Dwelling Fires

It may have been expected that with more people having to remain at home due to the Coronavirus Pandemic, dwelling fires may have increased as cooking and the use of electrical equipment for home working, home schooling and DIY projects increased. However, Leeds has seen a 12% reduction against the annual target for this reporting period in dwelling fires. Over 1800 Safe and Well telephone calls have been conducted during the reporting period, with fire safety education and advice being reinforced at every opportunity. Social media channels and working in partnership to promote fire safe practices have been successfully utilised and will continue to do so with the trial of online partnership training from Mid-August in the district. Data analysis identifies that cooking related fires are still most prevalent and require continued campaign and education messages to the elderly and their carers/relatives.

Non-Domestic Building Fires

Leeds has continued to achieve a significant reduction in this particular performance area by achieving 32.2% under the target set. This has been attributed over the last two years to the secondment of the Assistant District Prevention Manager into Her Majesty Young Offenders Institute, Wetherby, which was the greatest contributing establishment. Close working has been maintained with the establishment, with virtual and socially distanced on site meetings.

Fire Related Injury

As there has been a decrease in dwelling fires, it also follows that we have seen a reduction in this performance area of 5.9%. However, it has been anecdotally noted that many of the fires which have been attended have resulted in injury in a higher than normal number of incidents. This will be a point of research for the Leeds Risk Reduction team to identify if our campaign message Get Out, Stay Out, Dial 999, is still effective.

Road Traffic Collisions

Leeds District Prevention Team continues to support and be an influential member of the Leeds Safer Roads Steering Group. The Team continues to be involved in road safety events and campaigns throughout the year, albeit this year it is expected that our presence will be in general

virtually. RTCs in Leeds have declined significantly during this reporting period with our attendance at just 98 incidents, a positive outcome of the near 70% reduction in road users. As the city returns to normal following the Coronavirus Pandemic, our continued support of the renamed Leeds Safer Roads Partnership and Vision Zero becomes ever more required. We observed a 34.1% reduction in this area for the target set.

Malicious False Alarms

There has been a significant decrease in this reporting area of 42.8% (43 instances). This is likely to be attributed to the closure of schools since the start of this reporting period. However, this provides Leeds district with an opportunity to reassess our approach to this type of incident and review the current and previous data sets, developing a suitable approach for reduction in the performance area.

The performance in the following areas are outside of the target set:

Prevalence of False Alarms

Leeds has observed a small increase against this particular performance objective of 5.0%. This is likely to be attributed to the fact businesses across the COVID period have been vacant and the ability to call challenge and seek confirmation has been hindered, therefore a response is required. The increase has been recognised and crews throughout the District have been task with establishing risk specific initiatives with the aim of reducing false alarm levels. This work will be conducted alongside the Fire Protection False Alarm Reduction Officer and overseen by the ADC for Risk Reduction.

Actual Rescues

As the residents of Leeds maintained the requirements of the Coronavirus Pandemic lockdown, a resulting outcome has been the reduction in rescues from RTC's, water and other incidents, meaning we have missed the target for the period by 3.6%. As we move towards a 'new normal', pivotal to a continued reduction in this area is working in partnership with Safer Leeds on projects to address water and road safety issues. It has been identified over this period that an outcome of restricted social activity is the use of our water ways and reservoirs. Local working groups and a city-wide working group are being established.

Total Activity

Leeds District has seen an overall increase in activity over the period by 1.9%, this increase in activity reflects the overall increase in activity at Brigade during the Coronavirus pandemic. The amended false alarm mobilising policy thorough has been the major contributor to this increase.

Summary

As the District Commander it is important for me to note the impressive work and efforts of the team throughout Leeds District in not only maintaining performance but also continuity of service delivery throughout the Corona Virus pandemic. This work involved broader activity to support our community and partners through what was unprecedented times.

Overall, Leeds District has seen a predominantly positive global result in performance indicators in all areas apart from False Alarms during this period. Whilst there are unknown influencing factors associated with the coronavirus pandemic the dedicated hard work and focus on

supporting our community was never more prevalent. The pandemic has shown us that behaviours can be affected by social restrictions and that we must be actively able to respond to such unprecedented circumstances and adjust our approach accordingly. Continued work against these performance areas is required to ensure the trend in reducing the risks is maintained as life returns to a new normality. However, we recognise that we must also analyse the effectiveness of our practices to be able to switch our safety messaging or approach to tailor the requirement of the community and our service delivery.



OFFICIAL

Performance Management Indicator targets 2021 - 22

Community Safety Committee

Date: 15 January 2021

Agenda Item:

7

Submitted By: Director of Service Delivery

Purpose	To inform Members of the Community Safety Committee of the provisional performance management (PMI) targets for 2021/22
Recommendations	That Members of the Community Safety Committee note the contents of this report.
Summary	The report and attached PMI (Outcome) targets detail the provisional incident related targets for the forthcoming reporting period. Performance against these targets will be monitored and reported to the Community Safety Committee at 6 months and end of (fiscal) year.

Local Government (Access to information) Act 1972

Exemption Category: None

Contact Officer: Scott Donegan, Area Manager Service Delivery
E: scott.donegan01@westyorksfire.gov.uk

Background papers open to inspection: None

Annexes: PMI targets 2020 - 21

1 Introduction

- 1.1 The Performance Management Systems extracts information that is added to the Incident Recording System (IRS) following every incident that WYFRS attends. This information is used internally to monitor performance and set strategies for prevention, protection and response activity. Additionally, a return is submitted to the Home Office every month to inform national statistics which are published in the annual Home Office National Statistics documents.

2 Information

- 2.1 The key performance indicators that are measured and reported include:
- Arson (deliberate fires) broken down into Primary Fires and Secondary Fires
 - Actual Rescues (This can include rescues from fires, road traffic collisions or technical rescues from water, height etc.)
 - Total Activity (Sum of all incidents attended)
 - Dwelling Fires
 - Non-Domestic Building Fires
 - Prevalence of False Alarms
 - Fire Related Injuries
 - Road Traffic Collisions
 - Malicious False Alarms.
- 2.2 The target setting methodology is based on the average performance across the previous three years. The performance data for the fiscal year 2020 / 21 will be heavily skewed by the impact of the Covid Pandemic particularly those indicators associated with road usage, commercial false alarms and young people being out of education. It is therefore proposed that the data for 2020 / 21 is not used to set future targets.
- 2.3 A reflection on performance in 2021 /22 compared to 2020 / 21 will be included in the commentaries for noting purposes.
- 2.4 The target for each of the key performance indicators listed in 2.1 for 2021/22 is the average figure based on the most up-to-date three years of incident data available. The specific date range to set these targets is from April 2017 to March 2020 (36 months of verified data).
- 2.5 The data verification process that is undertaken by the Business Intelligence Team results in a time lag in reporting data that has been verified. This is the process to check the accuracy of all reports that have been generated by operational staff within the IRS.

2.6 All data that is 'checked' and 'unchecked' will be included in the reports to committee. This includes all incidents attended that have been checked and verified by the data and intelligence team, but it will also include data on incidents that are still to be checked and verified. As such, the data presented will be provisional until officers can confirm that all the data is verified.

3 Financial Implications

3.1 There are no financial implications arising from this report.

4 Human Resource and Diversity Implications

4.1 There are no Human Resources or Diversity implications arising from this report.

5 Health, Safety and Wellbeing Implications

5.1 There are no Health and Safety implications arising from this report.

6 Environmental Implications

6.1 There are no Environmental implications arising from this report.

7 Your Fire and Rescue Service Priorities

- We will reduce the risks to the communities of West Yorkshire
- We will continue to develop ways of working which improve the safety & effectiveness of our firefighters
- We will work efficiently to provide value for money and make the best use of reserves to provide an effective service
- We will be innovative and work smarter throughout the service
- We will invest in information and communication technology, digital and data, to deliver our service in smarter ways
- We will promote environmentally friendly ways of working, reduce waste and raise awareness amongst staff to both fight climate change and respond more effectively to incidents driven by extreme weather events

8 Conclusions

8.1 The PMI and reporting process will allow service managers to keep Members up to date on the performance against the key service delivery outcome targets.

Annex – Performance Management Targets 2021 – 22

WYFRS

WYFRS	Provisional 2021/22 Targets (3Yr Average)
Arson	6641
Primary Arson	1445
Secondary Arson	5196
Actual Rescues	1655
Total Activity	23990
Dwelling Fires	1141
Non-Domestic Building Fires	416
Prevalence of False Alarms	10439
Fire Related Injuries	193
Road Traffic Collisions	655
Malicious False Alarms	348

Bradford	Provisional 2021/22 Targets (3Yr Average)
Arson	2193
Primary Arson	448
Secondary Arson	1745
Actual Rescues	379
Total Activity	6348
Dwelling Fires	316
Non-Domestic Building Fires	97
Prevalence of False Alarms	2502
Fire Related Injuries	52
Road Traffic Collisions	141
Malicious False Alarms	123

Calderdale	Provisional 2021/22 Targets (3Yr Average)
Arson	382
Primary Arson	82
Secondary Arson	300
Actual Rescues	161
Total Activity	2075
Dwelling Fires	105
Non-Domestic Building Fires	36
Prevalence of False Alarms	889
Fire Related Injuries	23
Road Traffic Collisions	64
Malicious False Alarms	29

Kirklees	Provisional 2021/22 Targets (3Yr Average)
Arson	982
Primary Arson	228
Secondary Arson	754
Actual Rescues	279
Total Activity	4058
Dwelling Fires	183
Non-Domestic Building Fires	63
Prevalence of False Alarms	1823
Fire Related Injuries	37
Road Traffic Collisions	129
Malicious False Alarms	58

Leeds	Provisional 2021/22 Targets (3Yr Average)
Arson	2103
Primary Arson	493
Secondary Arson	1610
Actual Rescues	663
Total Activity	8519
Dwelling Fires	410
Non-Domestic Building Fires	169
Prevalence of False Alarms	4084
Fire Related Injuries	57
Road Traffic Collisions	228
Malicious False Alarms	111

Wakefield	Provisional 2021/22 Targets (3Yr Average)
Arson	981
Primary Arson	194
Secondary Arson	787
Actual Rescues	173
Total Activity	2990
Dwelling Fires	127
Non-Domestic Building Fires	51
Prevalence of False Alarms	1141
Fire Related Injuries	24
Road Traffic Collisions	93
Malicious False Alarms	27



Primary Authority Scheme - update

Community Safety Committee

Date: 15 January 2021

Agenda Item:

8Submitted By: Director of Service Delivery

Purpose

This report provides information to Members of the Community Safety Committee in relation to the Primary Authority Scheme

Recommendations

That Members of the Community Safety Committee note the contents of this report

Summary

The Primary Authority Scheme is a function which was introduced in 2014. The work which the scheme delivers is over and above the statutory duties of the Fire Authority.

Over recent years and specifically since the Grenfell tower fire we have seen an increase in the number of competent inspecting officers leaving the organisation and taking employment externally due to the pull of increased salaries.

We therefore find ourselves in a position whereby we need to recruit and develop a number of new inspectors into the Fire Protection Team, in order to do this we needed to look and assess our workloads and this resulted in Management Team approving the suspension of the Primary Authority Scheme for a period of 3 years from 31 August 2020.

This will enable the team to support the recruitment and development of new personnel ensuring the sustainability of the team moving forward.

Local Government (Access to information) Act 1972

Exemption Category: None

Contact Officer: Chris Kemp, Senior Fire protection Manager
christopher.kemp@westyorksfire.gov.uk

Background papers open to inspection: None

Annexes: Annex A – Letter to partners

1 Introduction

- 1.1 This report provides information on the temporary suspension of the Primary Authority Scheme (PAS) delivered through the Business Support Team (BST). It incorporates implications from the approved IRMP proposals which have impacted upon the future viability of PAS due to staffing levels within Fire Protection and the expansion of the team, it also provides information on how the temporary changes to the scheme will support the Fire Protection team in the future.
- 1.2 Primary Authorities play a valuable role in leading and shaping the regulation of businesses that partner with them. In doing so, they deliver benefits for the regulatory system as a whole, for the businesses they partner with, and for those that the regulations are designed to protect, consumers, workers and the environment.
- 1.3 As an Authority within a PAS partnership we are responsible for providing fire safety advice to our partners, that advice can then be adopted by the partner across all their sites in England and Wales, all other Fire and Rescue Authorities are statutorily bound to accept this advice.
- 1.4 The IRMP proposals which were approved by the Fire Authority in December 2019 provide the opportunity to expand the Fire Protection team, ensuring that we continue to deliver our statutory duties.
- 1.5 Whilst it is a statutory duty for FRS's to follow advice and plans issued under a Primary Authority Scheme, that duty does not extend to the requirement to actively partake in partnerships.
- 1.6 Since it was introduced in West Yorkshire in 2014, Primary Authority has helped businesses avoid inconsistent and confusing red tape. This has been shown to increase business confidence and reduce operational costs, allowing enterprises to focus on expansion, we are proud of the work we have achieved and still support the delivery of PAS.
- 1.7 At present we currently have 21 partnerships. These are made up of a variety of partners who we still want to support. We will do this be only delivering reactive work. Examples of reactive work would include responding to Enforcement Notices or inspections by other Fire & Rescue Services.
- 1.8 The IRMP proposals approved in December 2019 include the provision of extending the Protection team. In order to achieve this it is necessary to first fill our current vacancies and then recruit trainees in to the team. We have recently advertised for competent inspectors but unfortunately they are scarce.
- 1.9 To become a Fire Protection Inspector, individuals need to attend specific approved training courses in line with the National Competence Framework. There are a small number (four at present) of training providers accredited to deliver this training which spans a period of approximately 2 – 2.5 years.
- 1.10 Candidates attend a number of modules with the training provider between which they return to service and develop their practical learning by shadowing inspectors carrying out audits. However, this shadowing needs to correspond to their current learning and involves a significant amount of visits to low risk/compliant premises. Due to our targeted

approach, our Fire Protection Inspectors do not currently visit these premises as we target the highest risk non-compliant premises.

- 1.11 It was therefore necessary to free capacity within the Fire Protection team to successfully support the development of trainees. At present (prior to the current pandemic) all teams within Protection are working beyond capacity and, therefore, to support such a process it is necessary to consider what activities we do which are not a statutory duty or a critical factor. Primary Authority is one area of activity which is not a statutory duty.
- 1.12 There is no doubt that the inclusion of PAS within the Fire Safety arena has supported businesses and helps us demonstrate how we work with them to promote Fire Safety. This temporary suspension does not mean that we will cease to support our partners, on the contrary, we will still provide a reactive presence for them to aid consistency, that being the number 1 reason businesses join a partnership. Attached at Annex 1 is a copy of the letter sent to partners.
- 1.13 The impact of further staff losses in Protection could begin to have a significant impact upon our ability to carry out our statutory duties in respect of Fire Safety and, therefore, on 14 July 2020 Management Team approved the suspension of PAS for a period of 3 years as set out above.

2 Financial Implications

- 2.1 The financial implications of placing Primary Authority Schemes on hold would be that the current costs for the work delivered would not be recovered, the budgeted income for the scheme is £48,000 in 2020/21. Finance and Resources Committee in October approved the transfer of budget from contingencies to fund this income reduction.

3 Human Resource and Diversity Implications

- 3.1 Currently there are a significant number of vacancies within Protection. The work to support trainees will enable us to effectively recruit and train individuals in line with the NFCC Competency Framework.

4 Health, Safety and Wellbeing Implications

- 4.1 Whilst the Primary Authority Scheme supports fire safety compliance and is a driver for ensuring the safety of relevant persons, so is the need for Enforcing Authorities to have sufficient numbers of competent inspectors.
- 4.2 By ensuring that the Fire Protection team is able to recruit and train staff we will be supporting the health and wellbeing of our current inspectors.

5 Environmental Implications

- 5.1 There are no environmental implications arising from this report.

6 Your Fire and Rescue Service Priorities

- 6.1** The future viability of our Fire protection team is of paramount importance. The profile of many existing team members is one which (due to their time in service) could leave the team exposed should we lose a number of them to retirement in a short space of time.
- 6.2** Whilst placing PAS on hold does not fully solve the challenges we will encounter when training new starters, it enables us to begin to develop and adopt the processes which will be needed during that critical time.
- 6.3** This report supports the delivery of a proactive community safety programme by ensuring that we are able to train new starters to become Fire Protection Inspectors.



Date: 30 July 2020

Our Ref: PASJuly2020

Dear Partner,

Primary Authority Scheme - The Regulatory Reform (Fire Safety) Order 2005

West Yorkshire Fire & Rescue Authority (WYFRA) are committed to supporting businesses and value the working partnership we have with regards to the Primary Authority Scheme. However our Management Team have had to take the difficult decision that as from 31 August 2020, WYFRA will suspend proactive Primary Authority (PA) activities for a period of three years.

It is our intention to continue to support our partners during this time by still dealing with reactive work, this means that if a current partner is served an enforcement notice by another fire authority, we will still support the partner by ensuring the action is consistent, fair and in line with any PA Advice that has already been issued. We will also continue to review any advice that we have previously issues in relation to your business to ensure it remains current and up to date.

We realise that this decision may come as a surprise but is essential in us ensuring that we continue to deliver an excellent fire protection service in the future.

We are not terminating our partnership and it is our full intention to re-commence the proactive PA Scheme work at the end of the 3 year period, but we appreciate in full that this period of time may be too long for the partnership to remain effective. Should you be wishing to pursue further PA advice in the near future which cannot wait until we recommence then please do get in touch so that we can discuss your future needs, hopefully the partnership being delivered in this manner will continue to be a benefit to your specific business.

May I take this opportunity to express a genuine appreciation of your time and commitment to the partnership to date, and to sincerely apologise for any inconvenience this decision may cause.

Should you wish to discuss the matter further please contact us or alternatively the Senior Fire Protection Manager Chris Kemp at christopher.kemp@westyorkshire.gov.uk.

Yours faithfully

Business Support Team



OFFICIAL

Service Delivery Spotlight On Case Studies

Community Safety Committee

Date: 15 January 2021

Agenda Item:

9

Submitted By: Director of Service Delivery

Purpose	To provide Members with an update of how the service meets the needs of vulnerable people within the community in its service delivery functions of prevention, protection and response.
Recommendations	That Members of the Community Safety Committee note the contents of this report
Summary	The 'Spotlight On' case studies highlight just some of the excellent work that is being delivered across the communities of West Yorkshire.

Local Government (Access to information) Act 1972

Exemption Category: None

Contact Officer: Scott Donegan, Area Manager Service Delivery
E: scott.donegan01@westyorkshire.gov.uk
T: 01274 65867

Background papers open to inspection: None

Annexes: Bradford case study
Calderdale case study
Kirklees case study
Leeds case study
Wakefield case study
Youth Intervention case study

1 Introduction

- 1.1 WYFRS is committed to meeting the needs of West Yorkshire's diverse communities. Members are aware that we direct our resources particularly towards the most vulnerable groups and individuals who are most at risk because of their lifestyles, behaviours or the way their protected characteristics, such as race, or religion or belief, influence their day-to-day life.
- 1.2 The 'Spotlight On' case studies allow the Service to demonstrate to Members of the Community Safety Committee how we often go above and beyond in order to provide an excellent service to the people of West Yorkshire and keep vulnerable people safe

2 Information

- 2.1 The cases attached to this report showcase how our staff are working across districts in order to reduce risk and where required, respond to emergencies to provide a first-class service to people in their time of need.

3 Financial Implications

- 3.1 There are no financial implications arising from this report. The activities carried out in the development of the work described come from existing revenue budgets and are supporting through collaboration with key partners.

4 Human Resource and Diversity Implications

- 4.1 The 'Spotlight On' Case studies illustrate how the Authority meets the needs of service users who share a protected characteristic and how it fosters good relations, two key requirements of the Public Sector Equality Duty.

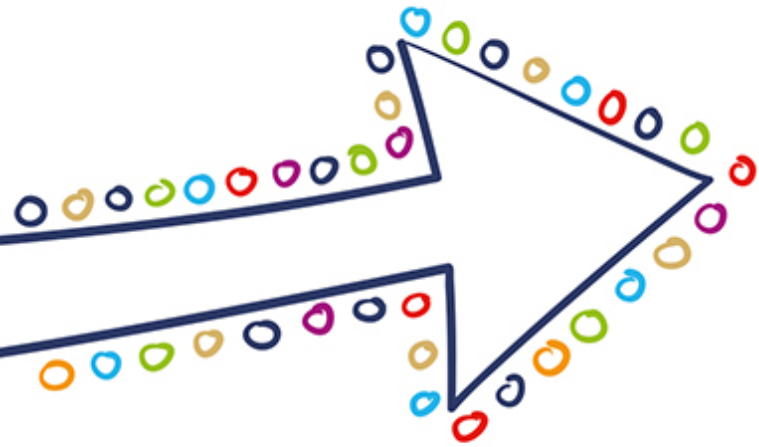
5 Health, Safety and Wellbeing Implications

- 5.1 The activities described will hopefully continue to improve the health and safety of target groups across the respective districts. All such initiatives have a focus around our key service priorities.

6 Your Fire & Rescue Service priorities

6.1 The Spotlight On case studies attached provide examples of how we deliver against the following key service priorities 2020 - 23:

- We will reduce the risks to the communities of West Yorkshire
- We will work efficiently to provide value for money and make the best use of reserves to provide an effective service
- We will be innovative and work smarter throughout the service
- We will support, develop and enable our people to be at their best
- We will continue working towards delivering a more inclusive workforce, which reflects and serves the needs of the diverse communities of West Yorkshire



Spotlight on...

Delivery of Digital Firesetter Interventions during Covid19.



➔ What was the need, how was it identified?

The delivery of Firesetter interventions has always been a key element of the prevention work carried out by WYFRS. Prior to the pandemic the Youth Interventions Team delivered Firesetter Interventions for all complex high-risk cases while District Prevention Officers delivered interventions for lower risk cases as part of the Safe and Well process. However due to the pandemic, and to ease the work load of district staff, the Youth Interventions Team took on all Firesetter interventions ranging from the lowest of risk to the very high-risk cases. This started immediately after home working was announced.

From the very start of the pandemic we saw a rise in the number of Firesetter referrals being received from either concerned parents, partners or through the safe and well process.

In response to the extra referrals we were receiving during this really challenging time, we felt that organisation and consistency were paramount. Two dedicated members of staff,

Natasha Marson and Kelly Walsh, were allocated to manage these referrals and develop a digital method of delivery as home visits and face to face delivery was not possible.

➔ What did we do?

Prior to COVID, all Firesetter Interventions were carried out face to face within the young person's home or other appropriate settings, such as school. However, due to the pandemic, this was no longer deemed to be safe and all face to face delivery ceased on 18th March 2020.

This did not mean that the delivery of Firesetter Interventions stopped. We were aware that these interventions were more important than ever during this challenging period.

Within a 1-week window, the Youth Interventions Team developed a new digital way of working using platforms that were accessible and available to young people and their families. This ensured that we could

continue to deliver a high-quality service and keep the people of West Yorkshire safe.

The structure of our Firesetter Interventions did not change. We continued to complete an enhanced safe and well check to ensure the property had adequate and working smoke detection, prior to delivering fire safety education to young people and their families. This involved discussing the dangers of playing with fire or using fire inappropriately.

The only obvious difference was that we were engaging via a computer screen and not in their home. All the resources we used remain the same, we have just adapted how we use them.

➔ What difference did we make?

At a critical time, we were able to continue engaging and supporting vulnerable young people and keep them and their families safe.

The pandemic has had a significant impact on the mental health of young people and we feel this is a key factor in the increase of Firesetter referrals that we continue to receive during the pandemic. Young people often use fire setting as a communication method or as a coping strategy during challenging times. Engaging with young people and providing fire safety education during the pandemic was more important than ever in keeping young people safe.

Since March 2020, we have completed 66 digital Firesetter Interventions. Due to the digital delivery some of these interventions required multiple sessions with Natasha or Kelly.

Following the Firesetter Interventions there has been no instances, to date, of the fire setting reoccurring with any of the 66 young people we have worked with digitally.

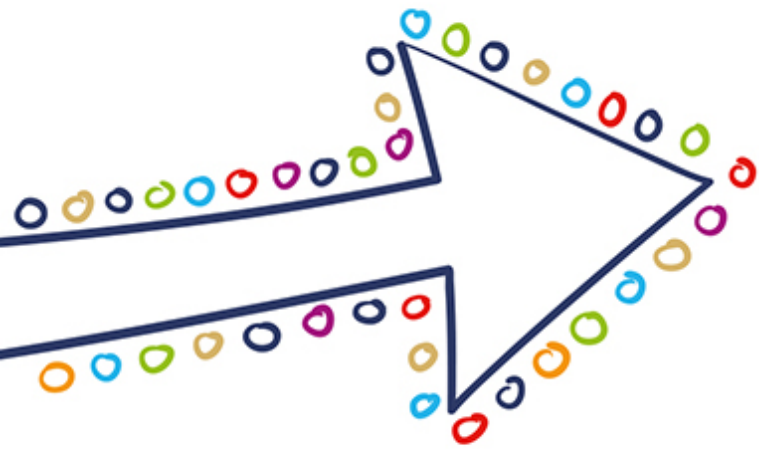
➔ What are the keys to our success?

Having a dedicated, passionate and enthusiastic team of people who are committed to improving the lives of young people across West Yorkshire.

The period of uncertainty that the pandemic presented has been used to maximum benefit by the staff involved in the delivery of our Firesetter Interventions. They have gone above and beyond to ensure young people are kept safe within their homes and community. They have worked extensively with partners and families to ensure that young people get the support they required in addition to the Firesetter Intervention.

Having Kelly Walsh join the Youth Interventions Team has been a real advantage during this period. Kelly previously worked as part of district prevention team in Wakefield and has experience in carrying out high risk safe and well visits. This has been a real asset to us as she has been able to carry out these alongside the Firesetter Interventions which we feel has provided continuity and built trust within a family.





Spotlight on...

Educating young people on bonfire & fireworks Safety



➔ What was the need, how was it identified?

The Covid Pandemic has brought about many challenges to the district in relation to delivering risk reduction work. Changes in working practices has left the Fire Prevention team unable to carry out the same level of interventions. The pandemic has meant that we have looked at alternative means of delivering prevention messages to people in their homes and providing safety information to schools and colleges.

As the summer faded our primary focus shifted towards community engagement and safety around the Bonfire period. This time of year has historically been challenging for emergency services facing high demand and efforts to reduce anti-social behaviour. The safety of both the community and emergency services is a primary focus at this time of year.

Bradford have a significant multi-agency network that work tirelessly in the run up to Bonfire Night, having regular meetings with partner agencies which also include community volunteers. The focus of this work is to educate and inform the public and minimise disruption and antisocial behaviour. Charity groups such as Bradford Moor Pass are essential to the multi-agency effort, engaging within the heart of the community to highlight areas of concern.

WYFRS work closely with partners and charity groups to provide education to schools and colleges throughout the district – particularly educating young people on ‘choice and consequences’. This format has been repeated over the years with us supporting West Yorkshire Police on community engagement and delivery of such messages in schools and colleges.

Due to the Covid pandemic, face to face education has not been possible.

➔ What did we do?

Working alongside **The Riot Act** (theatre in education) we determined what the key safety messages are and the best method of delivering information on Bonfire and Fireworks Safety which would allow interaction from students.

Using social media platforms that are popular with young people and changing our current presentation was key to the success of this engagement. Topics such as anti-social behaviour, firework misuse, criminal consequences, choice making and friend persuasion were all highlighted during the session.

Developing the new education package meant we were able to deliver the presentation throughout schools, not only in Bradford District but Leeds, Kirklees, Calderdale and Wakefield all benefited from our ‘virtual visits’.



*Pictured:
characters Lee &
Ash from WYFRS
Bonfire Night
Education video*

Creating characters 'Lee' & 'Ash' (pictured above) and scenarios that young people could relate to meant the presentation would relay messages to thousands of young people with minimum resource.

The presentation featured the two teenagers calling each other over video chat. Lee, already embedded into criminal activity is trying to coerce Ash into an evening of "fun" - misusing fireworks, rather than staying in with his girlfriend.

The package of three 2-minute videos are to be delivered either by a teacher or Firefighter with pause for discussion between each clip to critically assess the choices and decisions they make.

➡ What difference did we make?

As a result of this interactive session, thousands of students have had the opportunity to understand the consequences of risk-taking behaviour and the potential negative impact on their lives, even when not directly involved. It allows young people to develop methods and techniques to avoid dangerous or risky situations.

➡ What are the keys to our success?

Local firefighters have been instrumental in delivering and networking using established links in the community, accessing schools to deliver our message. In addition, working closely with the partner agencies, having an established and fully embedded relationship with the surrounding community meant we were able to share this education far and wide with delivery methods meeting groups that we would not necessarily have had contact with previously.

A Youth Engagement Officer within West Yorkshire Police used his mobile phone to deliver the presentation to a youth group that he has built relationships with at St Magdalene's Church, Manningham. Ensuring that the presentation was available on all platforms allowed for this type of education and discussion to take place.

This is just one example of the amazing work that has taken place throughout Bradford to reduce injury and incidents over the bonfire period. A huge success for all involved!



Pictured: Youth group at St Magdalene's Church, Manningham.

➡ What are we doing next?

Using the same format, we will develop characters that will regularly appear in our safety presentations, building up a relationship with the young people in the district, delivering a number of safety messages covering, not only bonfire and firework safety, but all aspects of road safety, water safety and much more.

Education is key to empowering young people in their own communities!

➡ Contact



Name: District Commander - Benjy Bush



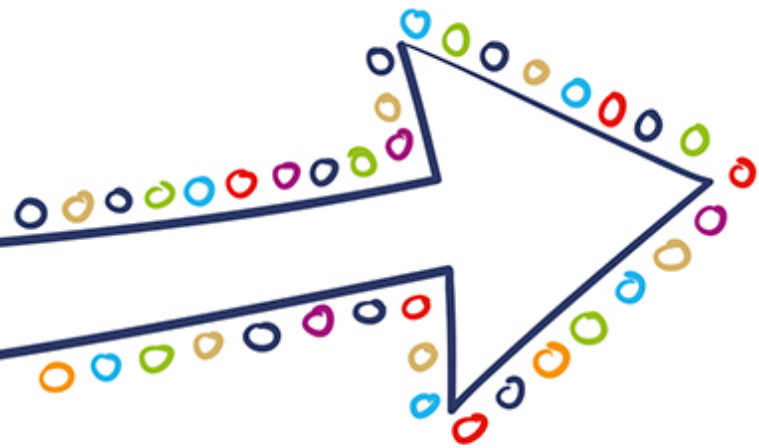
Telephone: 07775 221 461



Email address:

Ben.Bush01@westyorksfire.gov.uk





Spotlight on...



Calderdale District – Covid19 emergency response, community engagement, partnerships and the challenges.

Calderdale

➔ What was the need, how was it identified?

We have all witnessed some of the most unprecedented times of our lives over the last 9 months as the Covid-19 global pandemic took hold and impacted upon us all. The Covid-19 pandemic has certainly tested the Countries resolve, not only at a National level but has brought its own challenges at the District level. We as a Fire & Rescue Service have had to respond dynamically to the constantly changing situation that we are faced with. We must continue to deliver an effective and efficient emergency response and ensure that we address the very high risk and vulnerable people within our communities with the associated impacts. Calderdale District were part of the Covid-19 Community Protection group which virtually met 3 times a week to action urgent issues affecting the community and landscapes. The District Teams have developed alternative but safe method's to deliver strategies to meet those demands. Following some unprecedented warm weather during lockdown earlier in the year there was

some concerns raised regarding large numbers of people gathering at places of natural beauty such as Ogden Water, Ogden and Gadding's Dam in Todmorden.



Through local collaboration with the NHS it was agreed that Halifax Fire Station was identified as a suitable location for a mobile Covid-19 Testing Unit. This facility was seen as a real positive in the fight against Covid-19. The unit would support the testing of key workers, frontline staff and the wider Calderdale community. Fire-fighters and staff from across Calderdale Fire Stations volunteered to assist delivering food parcels to the most vulnerable residents of Calderdale.



The Covid-19 pandemic has meant that Fire Prevention and the delivery of risk reduction work within the community has had to be re-evaluated due to the restriction`s in place. The District Team has prioritised the highest risk and vulnerable people within the community which has resulted in delivering fire safety education in imaginative and resourceful ways. Our Safe & Well programme is normally delivered to residents in the home setting, this has now changed to an initial telephone service and through carefully planned questions we were able to establish those most at risk requiring us to deliver safety interventions. During these initial months it became evident that those most vulnerable were without smoke alarms and especially those with hearing difficulties needed support to ensure the correct equipment was fitted into their homes.

In preparation for the busy Bonfire period the District Team have liaised with local schools and colleges remotely. The Team have provided essential fire safety messages and positive education and engagement in terms of anti-social behaviours. The Bonfire period is historically a busy time of the year for us and risk is often heightened in relation to the young people in our communities and their behaviour.

In collaboration with local partner agencies, the District Team developed a robust operational response plan in terms of utilising the Districts emergency resources to keep Calderdale safe.

➔ **What did we do?**

We established effective communication and information sharing by being integral to the Covid-19 Community Protection Partnership which included the Local Authority, Environmental Health, Council Community Wardens and West Yorkshire Police community NPT.

The partnership developed a joint strategy to positively engage with the local community, promote the safety messages via social media and provided a physical patrol presence within the PSPO areas. As part of the #BeMoorAware Campaign, the partnership delivered educational leaflets to local shops and retailers highlighting the dangers of careless use of portable BBQ`s. The leaflets also informed those purchasing portable BBQ`s the consequences of any unsafe practices.



This year we saw a national push from Central Government to ban the sale portable BBQ`s. WYFRS took the stance that we would deliver key safety guidance and safety messages in relation to the use of portable BBQs.



Calderdale`s Fire-fighters and partners worked closely to highlight the dangers of BBQ related fires and the associated dangers from using them in protected moorland areas within Calderdale. The Fire-fighters undertook regular planned visits to all the local beauty spots sharing fire safety messages and a request to members of the public to refrain from lighting BBQ`s on the moors which would create demands of service from WYFRS.





Due to the behaviours of some members of the community, water safety also became a key area of concern during the Summer of 2020 within Calderdale District. This was in response to increased calls for service and the rise in inappropriate behaviour of young people swimming and diving in to the open water sites and reservoirs. Gadding's dam at Todmorden experienced an escalated presence following social media highlighting a 'beach at one of the highest points in the UK' – this attracted large numbers of people and so needed to be monitored and dispersed by the emergency services.

WYFRS Fire-fighters and the Calderdale's Council's Community Wardens visited these sites to raise the awareness of young people putting themselves at risk by swimming in open water and jumping from bridges etc.



We have strong & productive partnerships in Calderdale that enabled us to mitigate risk within those homes that were most vulnerable. The District Team have teamed up with the Sensory Team from Calderdale Council. We have worked in collaboration to jointly visit homes of those with hearing difficulties. Together we were able to fit safety equipment to lower the risk and so ensure the safety of communities. Since the start of the pandemic we have ensured the fitting of 63 deaf systems in Caldedale.

To further support the WYFRS bonfire night safety campaign, we have delivered key safety messages and guidance in the form of leaflets and training packages to local schools and colleges.

We have virtually supported teachers so they can effectively deliver the safety messages to the children themselves. We have virtually coordinated a number of specific Q&A sessions that allowed Primary schools to engage as a whole classroom and opportunities to answer questions directly from the children in a live environment.

This year our secondary schools have received some new material delivered by The Riot Act Theatre in education. These were sent out to be once again delivered by teachers, but gave a more interactive engagement with students focusing on current risky behaviour - anti-social behaviour, firework misuse, criminal consequences, choice making and friend persuasion. This education was delivered on social media platforms that young people were more likely to connect with.

➔ **What difference did we make?**

We reached individuals within the community who were struggling under the pandemic and who were making choices that were placing both themselves, community members and emergency workers at risk.



We have remained visible in our communities and ensured that those most vulnerable have continued to receive the service they need and deserve. This has been hugely supported by the many positive working partnerships in Calderdale demonstrating our promise of kindness & resilience.



➔ What are the keys to our success?

The key to our success was effective communication and partnership working. The willingness of staff across the entire District to look at new ways of working and innovative solutions to reach those vulnerable people that Covid-19 was preventing from living a full and productive life

➔ What are we doing next?

We are exploring new initiatives that are currently under development within the District that will further support and reach out to those vulnerable and high-risk people within our community.

We will also continue to support our front-line Fire-fighters who have continued to attend emergency incidents and have worked throughout the pandemic to maintain an effective emergency Fire and Rescue Service. The welfare and wellbeing of all our staff is of paramount importance and we will continue to protect and keep our staff as safe as possible whilst they deliver essential services within the community.

We will continue to actively collaborate with the Emergency Planning Team at Calderdale Council and the flood wardens to support the residents of the Lower Valley potentially affected by flooding. We will be providing training sessions and testing resilience between responding agencies. The aim is to facilitate closer working relationships with responding agencies and support the residents of the Lower Valley.



Working with the Public Health Team within Calderdale District and looking to support the mental health and wellbeing of our operational crew and prevention staff who may have been affected by Covid 19 during this period both at home and at work





Spotlight on...

New ways of community engagement.



➔ What was the need, how was it identified?

The COVID-19 pandemic has undoubtedly had many impacts on the ways in which we would normally engage and interact with the communities we serve. Our operational crews, prevention and protection staff have, at times, been unable to carry out Safe and Well visits, operational risk visits, and fire safety talks. Even now, a lot of these services are not being able to function in the conventional way..

Fire station community rooms have been closed to outside partner agencies and community groups since the beginning of the pandemic and this has certainly had an impact on the number of engagements we undertake here in Kirklees.

Safety Rangers, a course lead by the Yorkshire Children's Centre (YCC) and presented by partner agencies at both Huddersfield and Dewsbury Fire Stations, delivers key fire safety, road safety, anti-social behaviour and health and well-being messages to some of the most deprived year 5 school children across our district. The partnership runs the week-long course four times a year and usually engages with over 1000 children. Unfortunately, owing to the pandemic, the last three have been cancelled and the next, due to run in January 2021, has already been postponed.

➔ What did we do?

Coming together as a partnership, involving the YCC, West Yorkshire Police, Safer Kirklees, Road Safety, Northorpe Hall, and our newest member, The Huddersfield Town Foundation, we decided that despite the fact we couldn't run the course at a fire station, we still wanted to ensure these important safety messages were delivered to the children of Kirklees.

The partnership liaised with schools to identify their needs and best ways in which the information could be delivered. Each partner organisation then pulled together their key safety messages and developed them into a fun and interactive package that could be delivered by the school teachers. The learning packages have been added to a website that both teachers and children can log onto at school or at home using a password, and even print out if required.

➔ What difference did we make?

Delivering these packages within a school setting would never replace running them at a fire station. The feedback we have received over a number of years suggests that the children retain the safety messages much better due to the fact they are away from their day to day classroom environment and that the input is given by firefighters and police officers.

However, producing these interactive packages and having them online now means they can be delivered within each and every school across the district and not just to the most deprived, and we have now managed to reach over 4000 children across the district this year. It also allows the children to log on from home which means they can share the information with both parents and siblings, even further broadening our reach.

The sessions from each organisation can be split up and run over a number of days and terms to fit with the school curriculum. Furthermore, this allows the information to be adapted to suit seasonal needs, e.g. bonfire material for winter, and water safety for summer.

“

Even though we have been unable to run as normal, the way we have worked as a partnership to ensure that our really important safety messages are now reaching over 3000, more year 5 school children than before, is one of the real positives that have come out of this year!

”

Katie Lockwood - 0-19 Health & Wellbeing Service Manager, Yorkshire Children's Centre

➔ What are the keys to our success?

Having a partnership team led by the YCC that are passionate about delivering key preventative safety messages to year 5 school children; a team of people who have the drive to ensure the messages are still delivered despite the setbacks faced throughout 2020.

In Kirklees we have a fire liaison officer who has been able to support the district prevention manager in having a constant link to the partnership and striving for improvement in the ways in which key messages are delivered.

➔ What are we doing next?

The next stage for the Safety Rangers partnership involves looking at more modern ways of communicating with our young audience, including producing short videos – this is currently out for tender.

Once fire station community rooms reopen, we will continue to invite the most deprived school children to the live sessions whilst continuing to deliver the online packages to other schools too.

➔ Contact



WM Craig Gant

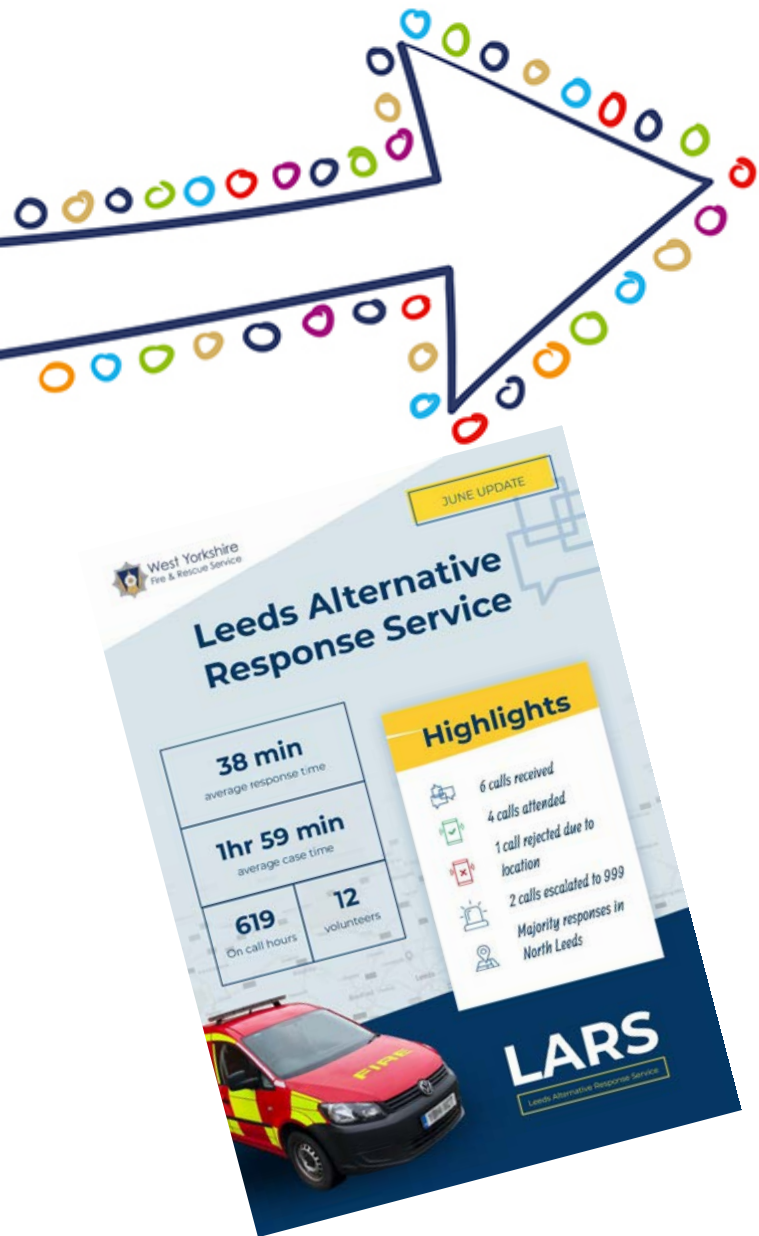


07760 992161



Craig.gant01@westyorksfire.gov.uk





Spotlight on...

Leeds District – Community Safety Continues during Covid 19



➔ What was the need, how was it identified?

During the Covid 19 pandemic, it was identified that WYFRS could continue to support the local community in Leeds with a Safe and Well Telephone and Intervention Delivery Service. Instead of leave local residents concerned about their fire safety, the team have been busy facilitating an alternative service whilst ensuring everyone's safety.

In addition, we identified partner organisations could be supported in a number of ways including assisting local pharmacies with prescription deliveries, food hubs with packing and food parcel deliveries and supported YAS with an alternative response scheme.

➔ What did we do?

Completed over 4200 Safe and Well Telephone Assessments and delivered over 500 interventions to doorsteps across Leeds Food Deliveries – now mostly focused in the Hunslet area continue to support local families in need

Medical Deliveries – now limited to Cookridge station area and are supporting the most clinically vulnerable and isolated individuals

YAS Falls Response – Continues to support non-medical falls incidents across the city in support of YAS between 7am and 5pm.

➔ What difference did we make?

502 residents have been in receipt of smoke detectors via a doorstep delivery and fitting support service. Prevention staff and crews have identified urgent high priority cases and ensured a level of mitigation could be provided in the interim whilst a safe home visit service could be trialled and look to resume with covid safety thoroughly considered and procedures put in place.

So far, the falls response volunteers have attended 46 incidents at residences across Leeds and lifted 37 patients successfully. In a small number of cases, YAS were mobilised to support further concerns that were identified on our attendance and two calls were stood down whilst the team were on route. With an average response time of 43 minutes, our support to YAS in accessing these individuals so promptly greatly reduces the risk and has prevented hospitalisation. Smoke detectors have been fitted to several homes whilst the team have been in attendance and Safe and Well follow up visits raised in support of continued fire safety for the patients, also reducing fire risk where we might not have

➔ What are the keys to our success?

The key to our success was effective communication and partnership working. The willingness of staff within the district to look at new ways of working and innovative solutions to reach those vulnerable people that Covid 19 was preventing from living a full and productive life

➔ What are we doing next?

Safe and Well visits are now being conducted in a Covid safe way and we hope to resolve all Safe and Well telephone contacts shortly in to the New Year.

The alternative falls response service continues to support YAS, especially as we go into their busiest time of the year.

➔ Contact



Name DC Toby May

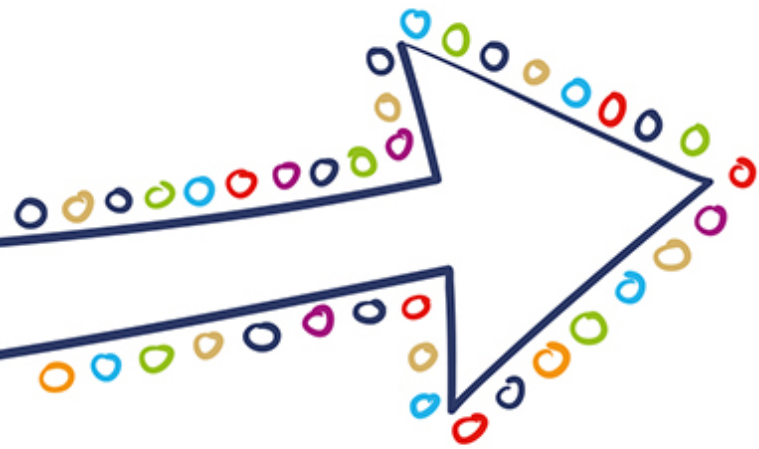


Telephone 0113 2904830



Toby.May01@westyorksfire.gov.uk





Spotlight on...

Wakefield District – Overview of the last 9 months



➔ What was the need, how was it identified?

The last 9 months during the Covid 19 pandemic have undoubtedly tested our Nation's resolve and on a local level have challenged WYFRS to respond to the ever-changing demands on our communities with the impact of the disease. Wakefield District identified a number of trends affecting the community and developed strategies and innovative solutions to meet those demands which ranged from increased incidents of domestic fly tipping and garden fires; commercial fly tipping and risky behaviour during lockdown around open water sites within the district

➔ What did we do?

1. We established effective communication and information sharing with the Local Authority Environmental Health and Crime Teams and developed a joint Warning Letter to be delivered to target

properties engaged in the burning off of waste. The letter would inform those engaged in this activity of the dangers to both health and fire safety

2. This initiative continued on into the pre-bonfire period and working with local housing providers, the largest being Wakefield District Housing, we carried out a sustained local campaign of sharing fire safety messages and a request to all residents that they refrain from holding garden bonfires which would create demands of service from WYFRS but also put the safety of residents at risk. This was very well received and resulted in a safe and successful bonfire period. To further support this the district worked tirelessly with WY Police and Youth Services from the local Council to organise outreach programmes to educate young people on the ground around this period of mischief night and bonfire night. The aim being to



deter ASB and calls for service and to keep them safe

3. Water Safety became a key area of concern during the Summer of 2020 within Wakefield District. This was in response to increased calls for service and the rise in risky behaviour of young people around bridges and open water sites within Wakefield. The district is now leading the way in



In the development of a water safety group which is comprised of key stakeholders who together will develop and deliver support, training and education to those young people putting themselves at risk by swimming in open water and jumping from bridges and canal platforms. The project will hopefully inform and advise a coherent and comprehensive water safety policy for the whole of the organisation going forward

➔ What difference did we make?

We reached individuals within the community who were struggling under the pandemic and who were making choices that were placing both themselves, community members and emergency workers at risk

“

Together we will defeat Covid 19

”

➔ What are the keys to our success?

The key to our success was effective communication and partnership working. The willingness of staff within the district to look at new ways of working and innovative solutions to reach those vulnerable people that Covid 19 was preventing from living a full and productive life

➔ What are we doing next?

We are looking at further initiatives that are currently under development within the district that will look to support both those vulnerable within our community and also our front-line staff who have had the added pressure that Covid 19 has brought to their daily lives both in and out of work

1. Collaboration with the local Energy and Affordable Warmth Team at Wakefield Council to support those who cannot afford to heat their homes and have either been disconnected from services and/or are making risky choices to heat their homes. We will be looking to promote the safe usage of heaters and by sponsoring the energy team will assist in providing safe oil filled radiators for the use of those individuals. The main aim is to educate the public on the dangers of inappropriate heaters and prevent future fatalities



2. Working with a key partner agency Turning Point within Wakefield District and looking to support the mental health and wellbeing of our operational crew and prevention staff who may have been affected by Covid 19 during this period both at home and at work



We are also still continuing to support the NHS, Social Care and our local Community and extending our reach with our community assets and anchors. Volunteering activities are also continuing and prevention staff have been supporting in the local collection of Covid tests from local schools and taking to depots for analysis



Contact



Name DPM Donna Wagner



Telephone 01924 237340 or 07825 367537



Donna.wagner@westyorksfire.gov.uk





Fire Protection Prosecutions

Community Safety Committee

Date: 15 January 2021

Agenda Item:

10Submitted By: Director Service Delivery

Purpose

This report provides Members of the Community Safety Committee with information on completed successful prosecutions taken by West Yorkshire Fire and Rescue Authority earlier in 2020.

Recommendations

That Members of the Community Safety Committee note the contents of this report.

Summary

At the beginning of 2020 our Fire Protection team took a number of prosecutions forward to court following serious fire safety deficiencies. Due to the significant outcome from those cases there was an expectation that the sentences would be appealed and therefore this report was delayed until we were confident no appeal was being taken.

This report provides a summary of the outcomes from these investigations and prosecutions which have been carried out by the Fire Protection team and includes brief details of the circumstances leading to the charges and the subsequent sentences, where possible, images have been included to demonstrate the fire safety deficiencies.

Local Government (Access to information) Act 1972

Exemption Category: None

Contact Officer: Chris Kemp, Senior Fire Protection Manager
christopher.kemp@westyorksfire.gov.uk

Background papers open to inspection: None

Annexes: None

1 Introduction

- 1.1 This report provides Members with information produced by Fire Protection team on a number of successful prosecutions that have been brought for offences under the Regulatory Reform (Fire Safety) Order 2005 in 2020.
- 1.2 The principles of taking a prosecution forward are not to impose further penalties on those who do not comply with fire safety law, but to demonstrate the significant impact those failings can have on the safety of relevant persons. The media coverage and following a successful prosecution is one which we utilise to promote compliance.
- 1.3 Whilst the cases detailed in this report were brought to court in 2019/20, the offences were in some cases years prior. The delay in cases getting to court are varied but can include challenges where more than one Responsible Person exists in determining who has responsibility for various aspects of a building/safety measures
- 1.4 This report covers two key cases. However, as will be explained, there are 5 individual prosecutions as each case has more than one Responsible Person.
- 1.5 **Case 1 – Wakefield Grammar School Foundation**
In February 2017 the Fire Protection team received a Building Regulations consultation for Wakefield Girls' High School. The plans received through the consultation provided a layout for the proposed works and the existing layout. Within the existing layout it was noted by officers that dangerous conditions existed due to the fact that the escape from classrooms was in a single direction and had to pass through a cloakroom area.
- 1.6 Cloakrooms are known to present a high fire risk and are deemed as such in Government guidance due to the potential for rapid fire spread and so should not be open to circulation spaces or means of escape. Within West Yorkshire we are all too familiar of this fact following the serious and significant fire at Almondbury School in 1996.
- 1.7 Inspectors made an immediate inspection and found the means of escape to be inadequate putting a significant number of young people at risk in case of fire due to the layout of cloakrooms and classrooms, Inspectors also found a partially obstructed fire exit.
- 1.8 Following investigations it became apparent that the layout had been accepted by the Fire Risk Assessor contracted by the foundation to conduct assessments at the school, together with the 3 other foundation premises in Wakefield.
- 1.9 As a result inspectors attended all premises operated by the foundation which included Queen Elizabeth Grammar School and the Mulberry House Nursery School.
- 1.10 The inspection of the boy's school (Queen Elizabeth Grammar School) found five separate areas where coats and bags were stored inappropriately in the means of escape. A final exit door in the main hall was also completely blocked by chairs.
- 1.11 At the Mulberry Nursery exits were blocked and again cloakrooms obstructed a clear means of escape.
- 1.12 The foundation employs a total of 500 employees and provides education for 2,100 children in total with ages ranging from three to eighteen.
- 1.13 Following a full investigation it was evident that a prosecution would need to be brought against both the foundation and the Risk Assessor Dr James Gibson.

1.14 At Leeds Crown Court:

Dr Gibson pleaded guilty to failing to make a suitable and sufficient risk assessment – premises known as Wakefield Girls' High School, Queen Elizabeth Grammar School and Mulberry House Nursery School.

Wakefield Grammar School Foundation pleaded guilty to failing to make a suitable and sufficient risk assessment – Wakefield Girls' High School and Queen Elizabeth Grammar School.

The foundation also pleaded guilty to failing to take general fire precautions – Wakefield Girls' High School and Queen Elizabeth Grammar School.

Wakefield Grammar School Foundation were fined £10,000 for failing to take general fire precautions and awarded no further penalty for failing to make a suitable and sufficient risk assessment. The foundation was ordered to pay £14,533 in costs.

Dr Gibson was fined £10,000 for failing to make a suitable and sufficient risk assessment and was ordered to pay £5,000 costs.

1.15 This case demonstrates how we are committed to ensuring people are safe in the buildings they use, this includes ensuring the safety of pupils in schools. It is essential that parents and guardians are able to leave their children in a safe and secure environment.

1.16 This case highlights the importance of not only the duty placed on those responsible for the building, but also those contracted to carry out specialist services such as the Fire Risk Assessment. It is a fundamental pillar in the principles of Fire Safety and anyone appointing someone to carrying out such an assessment or other specialist service needs to ensure they hold the relevant competence.

1.17 Images from Wakefield Grammar School Foundation:

Image 1



Image 2



Image 3



Image 4



1.16 Case 2 – Trinity Halls Student Accommodation Leeds

The premises subject to this investigation was Trinity Halls which is a 94-bedroom student residential development over four floor, lower ground, ground, first and second floors. The bottom two floors are made of traditional block, brick and concrete construction and the top two floors are made from a timber frame construction.

- 1.17 The building is located on a sloping site so the ground floor is actually located above the ground meaning that the staircases have to be used to access and egress this floor in addition to the upper and lower floors
- 1.18 On 25 September 2016 West Yorkshire Fire and Rescue Service received a complaint from a member of the public who had arrived at Trinity Halls to drop off his daughter who was to move into one of the flats in the building. The unsafe conditions at the premises concerned him so much that he would not leave his daughter to stay at the premises and made the complaint to WYFRS.
- 1.19 WYFRS reacted to the complaint and attended the site on both 25 and 26 September 2016, we subsequently served a prohibition notice on the premises as the conditions were so dangerous it was not safe for the residents to continue occupation, the premises were still a building site. The 71 residents occupying the premises at this time were told to leave by the managing agent, Niche Homes Limited, and were placed into hotels.
- 1.19 Trinity Developments Leeds Limited were the freehold owner of Trinity Halls and APP Construction Limited were the developers contracted on a 'design and build contract' to construct the scheme.
- 1.20 During our on-site visit it was clear that the premises was totally unfit for habitation and it was evident that the three Responsible Persons had decided between themselves to allow the residents to occupy it in such an unsafe manner.
- 1.21 The building was in an unfinished state with inadequate fire resisting compartmentation on the lower ground floor, the means of escape staircases and the first and second floors meaning that there was inadequate fire protection to the structure of the building. There were large amounts of fire loading in the form of combustible materials for constructing the building within the lower ground floor (located underneath the occupied ground floor) and within the staircases which was the only available means of escape staircase from the residents who were occupying the premises. The fire alarm system was part installed with no means of raising the alarm manually (other than by pressing a button on the fire alarm panel) as there were no operational call points.
- 1.22 No effective fire risk assessment had been carried out nor had a suitable emergency plan been produced. These conditions coupled with the fact that the residents would not have been able to escape out of their flat windows due to the scaffolding outside the building blocking the windows from opening would have made their escape impossible in the event of fire.
- 1.23 Following this, investigations commenced against:
- APP Construction Limited
- Niche Homes Limited
- Trinity Developments Ltd

1.24 The case was heard at Leeds Crown Court where all three defendant pleaded guilty to the following charges:

1.25 Trinity Developments Ltd, the owners of the building and Niche Homes Ltd, contracted to manage and let the property, admitted to the same four breaches.

These were:

- Failing to make a suitable and sufficient fire risk assessment.
- Failing to take precautions to make sure the premises were safe from risk of fire.
- Failing to provide appropriate fire detection and alarm system.
- Failing to provide an adequate number of fire escape routes and exits.

1.26 In addition to this APP Construction Ltd, who were contracted to design and build the property, admitted one charge of:

- Failing to provide an adequate number of fire escape routes and exits.

1.27 The companies were all offered credit in court for their early guilty pleas and as a result received the following sentences:

Trinity Developments Ltd - £160,000 fine and £6,000 costs

Niche Homes Ltd - £60,000 fine and £6,000 costs

APP Construction Ltd - £450,000 and £9,000 costs

1.28 In total the case brought fines of £670,000, the fine against APP Construction Ltd being the largest fine under the Fire Safety Order in UK history.

1.29 The case demonstrates the importance those responsible for building construction, development and occupation have in understanding their duties and acting responsibly, the dangers and risks found at Trinity Halls were so obvious anyone without a technical fire safety background could identify them. The conditions that were found on site were such that some of our senior officers have not seen such blatant disregard for the law and the safety of residents in over 30 years.

1.30 Images from Trinity Halls

Image 1



Image 2



Image 3



Image 4



Image 5



Image 6



2 Financial Implications

- 2.1 Total fines issued to businesses in West Yorkshire as a result of fire safety contraventions total £970,000.
- 2.2 Costs received by West Yorkshire Fire & Rescue Authority as a result of successful prosecutions total £40,533.

3 Human Resource and Diversity Implications

- 3.1 There are no Human Resources of Diversity Implications as a result of this report.

4 Health, Safety and Wellbeing Implications

- 4.1 The intervention of Fire Protection to achieve compliance with the Regulatory Reform (Fire Safety) Order 2005 is one that exists to ensure relevant persons are not put at serious risk of death or injury should a fire occur.
- 4.2 In all of the cases above, there has been a significant improvement in the fire safety management of the premises since the cases have been heard.

5 Environmental Implications

5.1 There are no environmental implications as a result of this report.

6 Your Fire and Rescue Service Priorities

6.1 Detection and conviction assists us in making West Yorkshire safer by delivering a proactive fire protection programme and also assists in delivering an on-going business engagement to ensure those with fire safety responsibility's understand their legal obligations.

7 Conclusions

7.1 Fire Safety is a critical element in ensuring that the communities of West Yorkshire are safe. This report highlights how our fire protection team are now targeting higher risk premises and making a significant difference in ensuring relevant people are safe from the effects of fire.