



OFFICIAL

2019 / 20 Performance Management Information - Outcome Targets

Community Safety Committee

Date: 24 July 2020

Agenda Item:

6

Submitted By: Director of Service Delivery

Purpose	To inform Members of the Community Safety Committee of the performance against the 2019/20 performance outcome targets
Recommendations	That Members of the Community Safety Committee note the contents of this report
Summary	The performance for the period 2019 / 20 has shown mostly positive results of which we should be proud. When compared to the performance in the previous year, we have seen a reduction in overall activity, arson, dwelling fires and fire related injuries. However, a review of performance since 2015 does show that total activity levels have been reasonably stable, this is a priority for the service which we will work hard to improve on.

Local Government (Access to information) Act 1972

Exemption Category: None

Contact Officer: Scott Donegan, AM Service Delivery
T: 01274 655867
E: scott.donegan01@westyorksfire.gov.uk

Background papers open to inspection: Performance Management Report 2019 - 20

Annexes:

1 Introduction

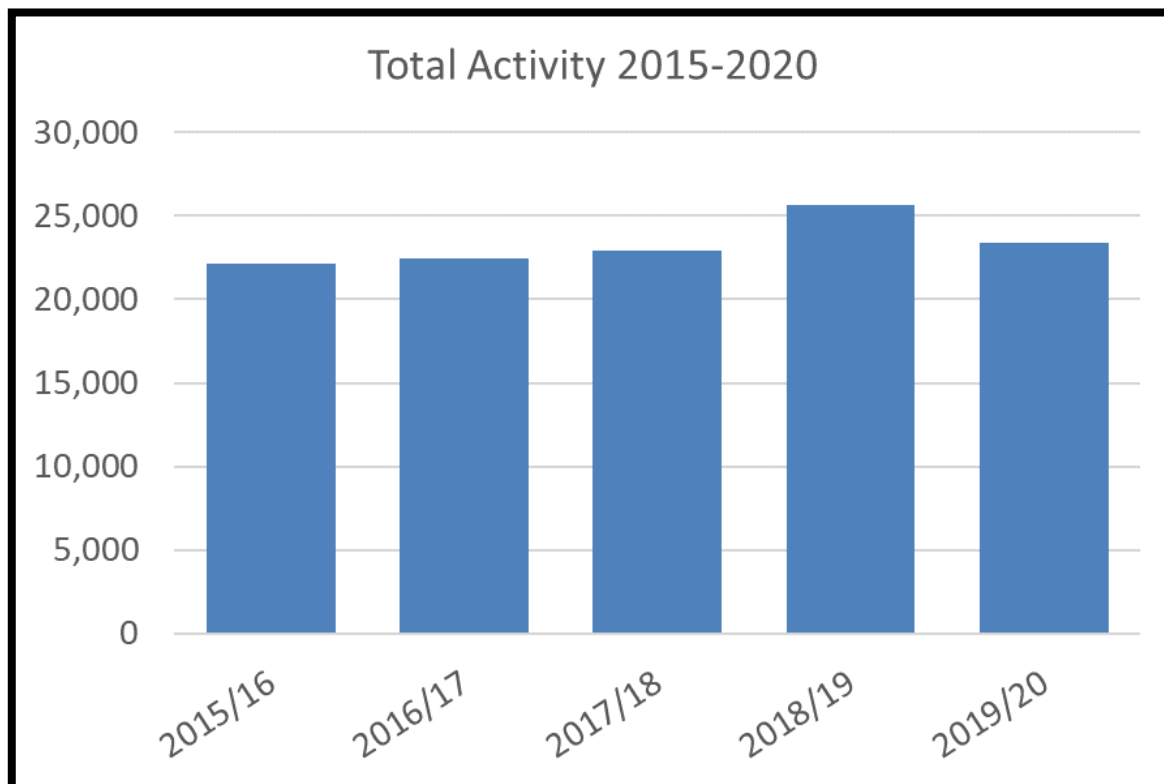
- 1.1 The attached reports show the performance across West Yorkshire and the five local authority districts against the outcomes targets that were set for the year 2019/20.
- 1.2 The cover report looks at performance over the past 5 years to allow some context as to how we are performing across the range of incident types that we monitor.
- 1.3 Members of the Community Safety Committee approved the methodology for setting the annual targets against a range of incident types using a 3-year rolling average. The District Management teams measure, monitor and evaluate the performance against these targets at regular intervals throughout the year.
- 1.4 Updates are provided to Members of the Community Safety Committee so performance against the targets is considered throughout the course of the year.

2 Information

- 2.1 The performance management system allows managers and staff to monitor incident trends using real-time data sets. The WYFiremap function also allows incidents to be plotted on a map of West Yorkshire so geographical trends can also be picked up.
- 2.2 The attached reports provide the final data sets against the annual targets for a range of incident types in 2018/19. There is a summary report showing the figures for the whole of the service and then subsequent performance sheets show the district reports with a commentary from each respective District Commander.

Total Activity

- 2.3 Overall, performance in 2019/20 has seen a decrease in total activity (which is 1.2 % below the 3-year average target set). Compared to the previous year, total activity decreased from 25,676 incidents attended in 2018/19 to 23,355 incidents attended 2019 / 20 (a decrease of 9% on the previous year).



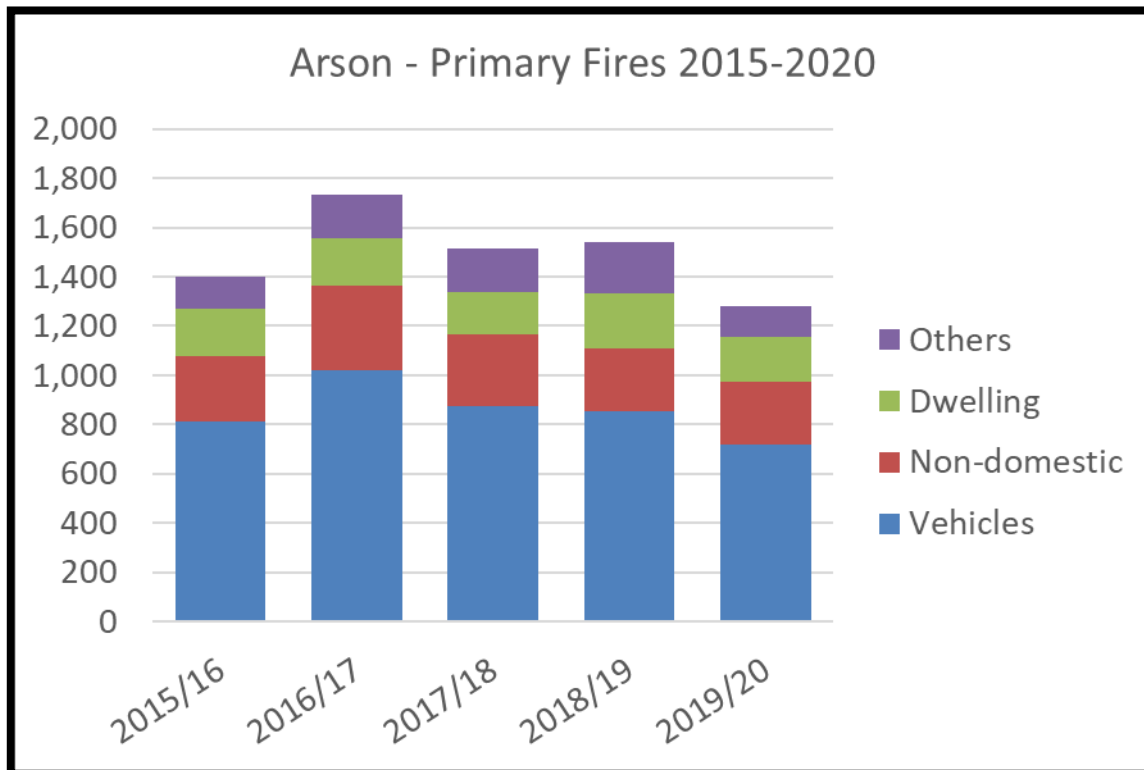
Arson Incidents

2.4 Arson incidents are recorded when the fire and rescue service attend an incident and record that the evidence indicates that the most likely cause of the fire is that some person or persons wilfully and maliciously set the fire. Arson incidents are categorised into two headings:

Arson - Primary Fires

2.5 Primary fires are more serious fires that harm people or cause damage to property. Primary fires have one or more of the following characteristics:

- (a) all fires in buildings and vehicles that are not derelict or in outdoor structures,
- (b) any fire involving casualties or rescues,
- (c) any fire attended by more than 5 fire appliances.

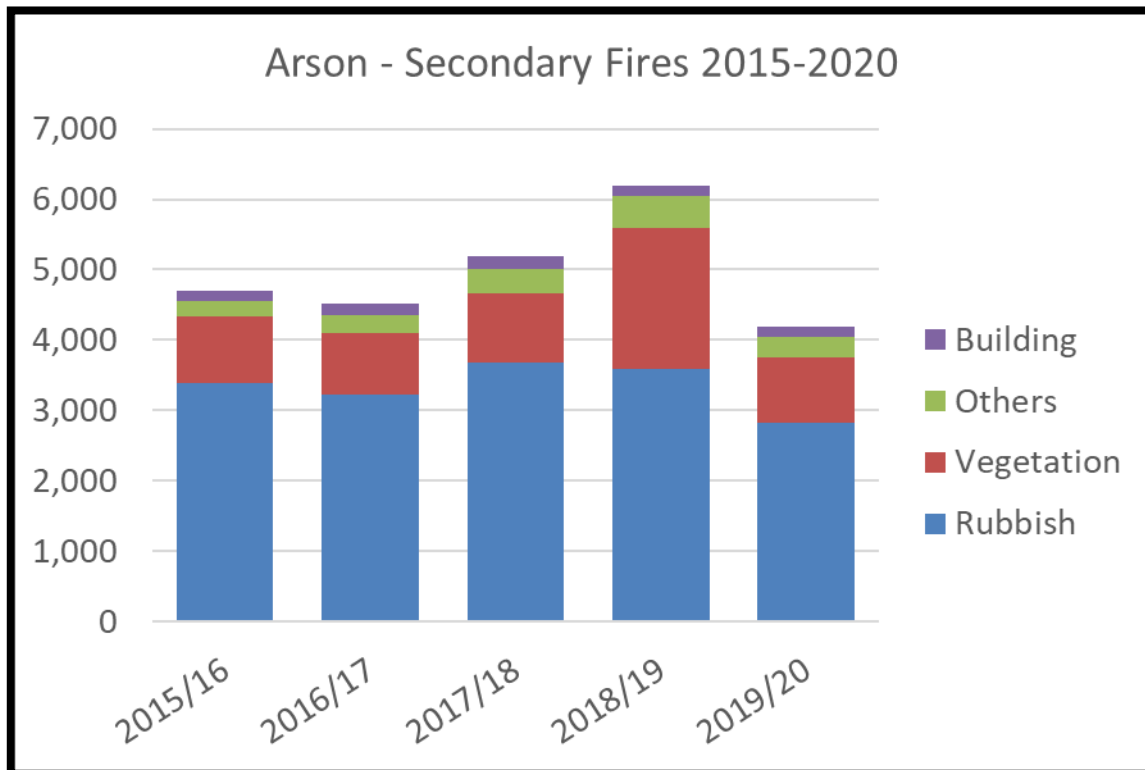


2.6 The arson primary fire performance in 2019 / 20 is significantly lower (19.5%) than the 3-year average target and is a 17% improvement on the previous 12 months. Each of the five districts have reported a reduction in arson related primary fires and this demonstrates what can be achieved through a partnership focussed approach to implementing fire prevention initiatives.

Arson – Secondary Fires

2.7 Secondary fires are less serious and generally less information is collected following a secondary fire. When fire crews record the motive for a fire they are categorised as follows:

- (a) accidental, including where the cause was unknown or unspecified
- (b) deliberate, where deliberate ignition is merely suspected.



2.8 The arson secondary fire performance in 2019/20 was under of the 3-year average target by 19.7%. This reduction is reflected in each of the five districts and demonstrates the successful nature of our larger media campaigns such as #BEMOORAWARE and also the importance of maintaining the strong links we have forged as part of the Local Authority Community Safety Partnerships.

Actual Rescues

2.9 This performance area was outside of the 3-year target by 41.9%. However, a large proportion of these rescues are attributed to the Gaining Entry Cause for Concern Protocol which was implemented in 2019. Of the 1100 rescues:

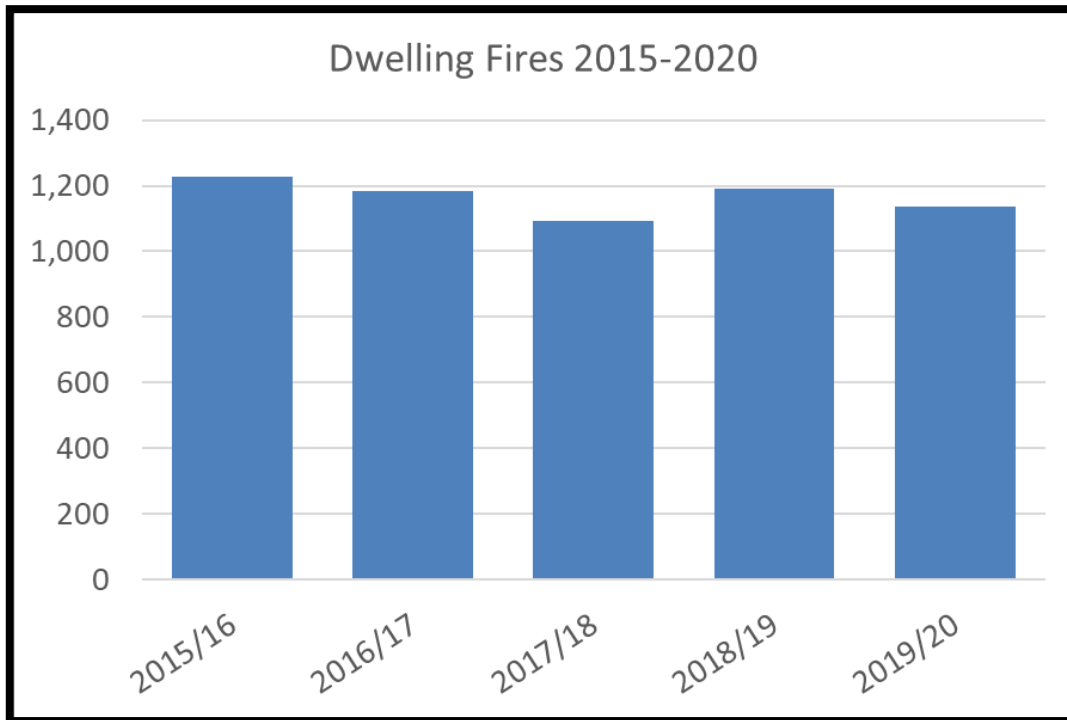
- 222 were from providing support to Yorkshire Ambulance Service
- 93 were from fires
- 272 were from road traffic collisions
- 513 were recorded as 'other' and these incident types range from technical rescues (from water, height, trapped in machinery) to more minor issues such as people having rings that require removal from their fingers or limbs trapped in bicycles.

2.10 The actual rescue target is missed by 13.2% once the support to the Yorkshire Ambulance Service is removed. Rescues resulting from Storms Ciara and Dennis have contributed to this increase.

2.11 We will continue to work in partnership to deliver targeted risk reduction activities focussed around road and water safety to improve our performance against this target.

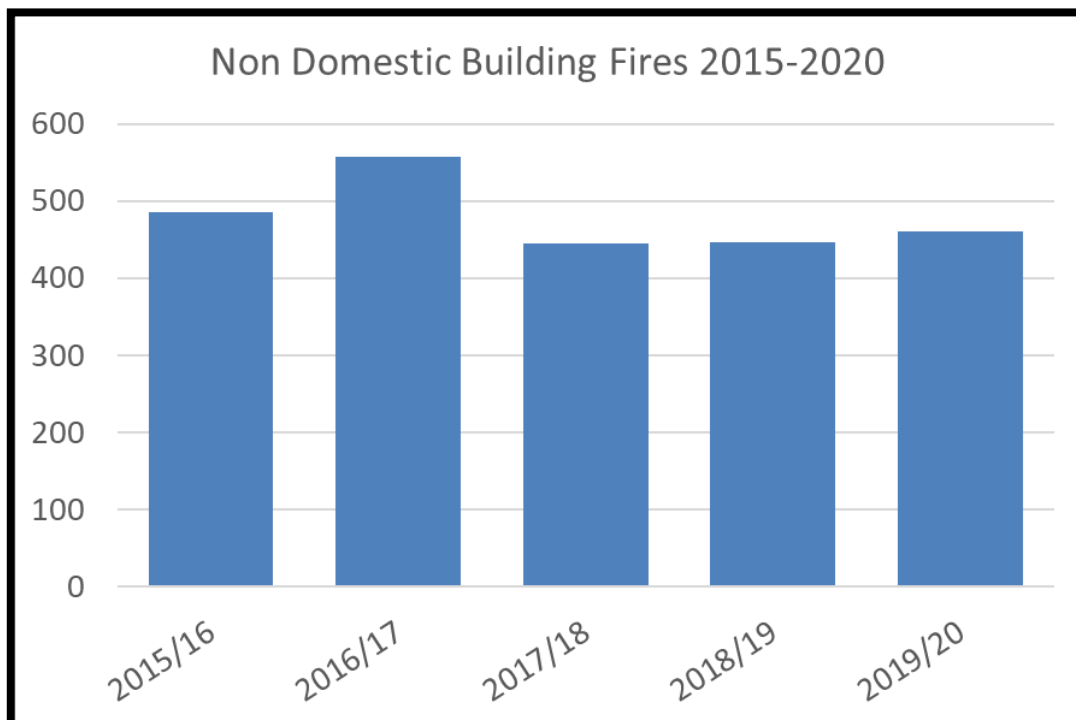
Dwelling Fires

2.12 The number of dwelling fires experienced in 2019/20 was within the set target by 0.7%. The performance since 2015 has been reasonably static. We are now working to build on this stability to improve how we identify and educate those most at risk. We will continue to visit people in their homes to deliver our flagship prevention activity.



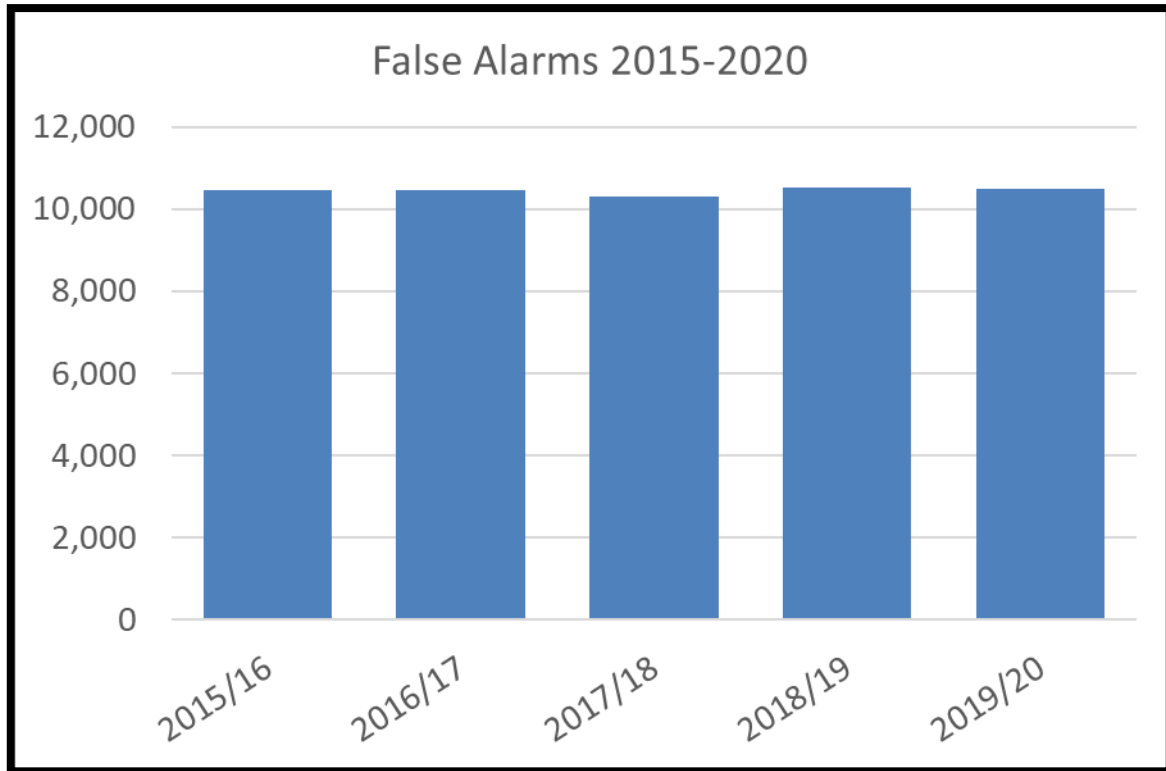
Non-Domestic Building Fires

2.13 We attended 425 non-domestic building fires in 2019 / 20 compared to 411 in the previous year. The performance is within the 3-year average target by 3%. We continue to offer arson and fire prevention advice during operational risk visits.



Prevalence of False Alarms

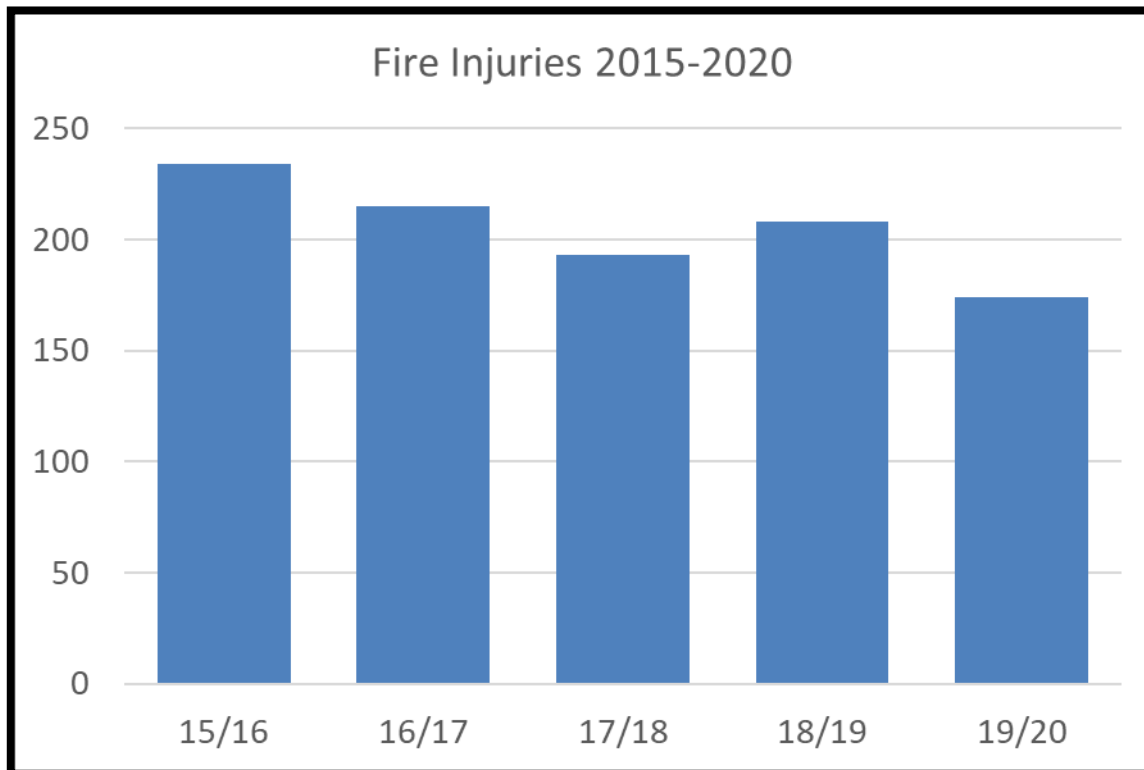
2.14 The 2019 / 20 performance for false alarms was 7.3% under the 3-year average target across West Yorkshire, with a slight reduction compared to the previous year. We continue to work with Fire Protection and district-based teams to identify and support premises where there are repeat false alarms and look to advise businesses on how to avoid the false activation of automatic fire detection equipment.



Fire Related Injuries

2.15 The number of recorded fire related injuries in 2019 / 20 was 174. This figure demonstrates a 16% reduction compared to the previous year and is 12% under the 3-year average target. It is pleasing to see that the continuing trend is a decline in fire related injuries.

2.16 From the injuries that occurred where casualties were transported to hospital, the majority (88%) are recorded as 'slight'. However, 19 injuries were reported as being more serious. Sadly, 8 people lost their lives following accidental dwelling fires in 2019/20. There is also 1 for which the cause of death is not yet determined. This compares to 10 in the previous year. Of the 8 fire fatalities from accidental dwelling fires, 2 of the fires started in the living room, 3 started in the bedroom/bedsitting room, 1 started in an open plan area in the basement and 2 started in the kitchen.



3 Financial Implications

3.1 There are no financial implications arising from this report.

4 Legal Implications

4.1 The Chief Legal & Governance Officer has considered this report and has no observations to make at the time of submission but may provide legal advice at the committee meeting and/or respond to any requests by members for legal advice made at the meeting.

5 Human Resource and Diversity Implications

5.1 All initiatives to reduce the numbers of incidents we attend are focussed towards those most vulnerable. Effective working with key partners across the districts continues to develop and it can be seen that our strategy of concentrating our resources towards risk and vulnerability is increasing our effectiveness. We are spending much less time with people who have little or no risk from fire and our efforts are being directed towards prevention activities in the right areas, dealing with those most vulnerable.

5.2 The Safer Communities Programme Board continues to provide oversight and governance for the implementation of prevention strategies and this forum ensures that stakeholders from departments across the service have a say in how the prevention service is being delivered. This includes staff from the Diversity and Inclusion Team and the representative bodies.

6 Health, Safety and Wellbeing Implications

6.1 There are no direct health and safety implications arising from this report.

7 Environmental Implications

7.1 Flooding and wildfire incidents continue to be a significant contributor to the services' overall activity levels. These are areas which will see focussed community safety initiatives throughout 2020 / 21.

8 Your Fire and Rescue Service Priorities

8.1 The activity that this report and appendices refer to, support the following priorities:

- We will reduce the risks to the communities of West Yorkshire
- We will continue to develop ways of working which improve the safety & effectiveness of our firefighters
- Will work efficiently to provide value for money and make the best use of reserves to provide an effective service
- We will be innovative and work smarter throughout the service
- We will support, develop and enable our people to be at their best
- We will promote environmentally friendly ways of working, reduce waste and raise awareness amongst staff to both fight climate change and respond more effectively to incidents driven by extreme weather events
- We will actively look for opportunities to implement learning from the Grenfell Inquiry to improve how we respond to high rise emergencies and other foreseeable risks.

9 Conclusion

9.1 Members of the Community Safety Committee are presented with this report as part of an on-going commitment to demonstrate the priority that WYFRS places in prevention and early intervention and how we judge the success of our activities through the performance 'outcomes' targets that we set each year.

9.2 We will continue to engage with our communities to address the rise in road traffic collisions and work closely with partners to further reduce the incidence of arson and linked antisocial behaviour. We will improve how we identify the most vulnerable in our communities which will enable us to provide support through the Safe and Well Programme and reduce the likelihood of dwelling fires and fire related injuries.

9.3 The performance for the period 2019 / 20 has shown mostly positive results of which we should be proud. When compared to the performance in the previous year, we have seen a reduction in overall activity, arson, dwelling fires and fire related injuries. However, a review of performance since 2015 does demonstrate that total activity levels have been reasonably stable, this is a priority for the service which we will work hard to improve on.

West Yorkshire Fire and Rescue Service Summary Report

Performance Monitoring Report - 15 May 2020 12:24:21 - Sourced from Performance Management Information System

LOCAL AUTHORITIES (DRRTS) - PERFORMANCE MONITORING SYSTEM

DEFINITIONS

3 YEAR AVG TARGET (Previous 3 Years)	Average performance from the previous 3 financial years, used as the target for this current year
SAME PERIOD LAST YEAR (Previous Year)	Cumulative total for the same period in the previous year
TOTAL SO FAR (Current Year)	Cumulative total for current year so far
PROJECTION AGAINST 3 YEAR AVERAGE (Current Year)	Comparison of projected annual activity against the 3 year average target – Red (outside 10% of target), Amber (within 10% of target), Green (target achieved or exceeded)
END OF YEAR PROJECTION (Current Year)	Projected value at the end of the financial year based on Total So Far and the number of days remaining

	3 YEAR AVG TARGET (2016/19)	SAME PERIOD LAST YEAR (2018-31/03/19)	[values to 31 Mar 2020 23:59:59]		
			TOTAL SO FAR (2019/20)	AGAINST 3 YEAR AVG (2019/20)	END OF YEAR PROJECTION (2019/20)
Arson	6811	7735	5474	-19.6%	5474
Arson - Primary Fires	1588	1538	1279	-19.5%	1279
Arson - Secondary Fires	5224	6197	4195	-19.7%	4195
Actual Rescues	775	796	1100	41.9%	1100
Total Activity	23646	25676	23355	-1.2%	23355
Dwelling Fires	1145	1190	1137	-0.7%	1137
Non-Domestic Building Fires	438	411	425	-3.0%	425
Prevalence of False Alarms	11306	10523	10476	-7.3%	10476
Fire Related Injuries	198	208	174	-12.1%	174
Road Traffic Collisions	618	616	672	8.7%	672
Malicious False Alarms	361	352	315	-12.7%	315

West Yorkshire Fire and Rescue Service Summary Report by District

WYFRS SUMMARY REPORT - PERFORMANCE MONITORING SYSTEM												
DEFINITIONS												
3 YEAR AVG TARGET (Previous 3 Years)			Average performance from the previous 3 financial years, used as the target for this current year									
AGAINST TARGET SO FAR (Current Year)			Comparison of activity so far against the target – Red (outside 10% of target), Amber (within 10% of target), Green (target achieved or exceeded)									
01 April 2019 to 31 March 2020 23:59:59	BRADFORD		CALDERDALE		KIRKLEES		LEEDS		WAKEFIELD		WYFRS TOTAL	
	TARGET (2019/20)	SO FAR (2019/20)	TARGET (2019/20)	SO FAR (2019/20)	TARGET (2019/20)	SO FAR (2019/20)	TARGET (2019/20)	SO FAR (2019/20)	TARGET (2019/20)	SO FAR (2019/20)	TARGET (2019/20)	SO FAR (2019/20)
Arson	2166	-13.7%	444	-25.2%	1006	-24.0%	2212	-23.1%	983	-18.0%	6811	-19.6%
Arson - Primary Fires	487	-22.0%	94	-14.9%	237	-12.7%	553	-19.9%	216	-21.8%	1588	-19.5%
Arson - Secondary Fires	1679	-11.3%	351	-28.2%	768	-27.3%	1659	-24.2%	767	-16.9%	5224	-19.7%
Actual Rescues	170	57.6%	95	49.5%	148	25.0%	257	41.6%	105	34.3%	775	41.9%
Total Activity	6225	-2.9%	1977	13.5%	3929	-0.5%	8502	-2.0%	3013	-6.3%	23646	-1.2%
Dwelling Fires	304	12.2%	104	0.0%	177	6.8%	424	-10.4%	136	-9.6%	1145	-0.7%
Non-Domestic Building Fires	104	-16.3%	34	29.4%	69	-17.4%	180	2.2%	51	3.9%	438	-3.0%
Prevalence of False Alarms	2731	-10.8%	929	5.0%	1908	-2.1%	4451	-7.3%	1288	-16.5%	11306	-7.3%
Fire Related Injuries	60	-30.0%	23	-4.3%	29	44.8%	63	-23.8%	24	-16.7%	198	-12.1%
Road Traffic Collisions	144	-7.6%	62	9.7%	114	29.8%	207	11.1%	91	2.2%	618	8.7%
Malicious False Alarms	129	-12.4%	26	7.7%	60	-23.3%	119	-11.8%	27	-14.8%	361	-12.7%

Bradford District

Performance Monitoring Report - 15 May 2020 08:40:13 - Sourced from Performance Management Information System

BRADFORD LOCAL AUTHORITY (DRRT) - PERFORMANCE MONITORING SYSTEM

DATE:

VISITING COMMANDERS:

OFFICERS PRESENT:

DEFINITIONS

3 YEAR AVG TARGET (Previous 3 Years)	Average performance from the previous 3 financial years, used as the target for this current year
SAME PERIOD LAST YEAR (Previous Year)	Cumulative total for the same period in the previous year
TOTAL SO FAR (Current Year)	Cumulative total for current year so far
PROJECTION AGAINST 3 YEAR AVERAGE (Current Year)	Comparison of projected annual activity against the 3 year average target – Red (outside 10% of target), Amber (within 10% of target), Green (target achieved or exceeded)
END OF YEAR PROJECTION (Current Year)	Projected value at the end of the financial year based on Total So Far and the number of days remaining

	3 YEAR AVG TARGET (2016/19)	SAME PERIOD LAST YEAR (2018-31/03/19)	[values to 31 Mar 2020 23:59:59]		
			TOTAL SO FAR (2019/20)	AGAINST 3 YEAR AVG (2019/20)	END OF YEAR PROJECTION (2019/20)
Arson	2166	2567	1870	-13.7%	1870
Arson - Primary Fires	487	505	380	-22.0%	380
Arson - Secondary Fires	1679	2062	1490	-11.3%	1490
Actual Rescues	170	183	268	57.6%	268
Total Activity	6225	6835	6043	-2.9%	6043
Dwelling Fires	304	322	341	12.2%	341
Non-Domestic Building Fires	104	98	87	-16.3%	87
Prevalence of False Alarms	2731	2512	2435	-10.8%	2435
Fire Related Injuries	60	61	42	-30.0%	42
Road Traffic Collisions	144	136	133	-7.6%	133
Malicious False Alarms	129	124	113	-12.4%	113

The District performance in the following areas has met or exceeded the set target:

Arson

Primary Fires

On the whole, primary arson incidents have reduced significantly in comparison to the last year, with a decrease of 22% against the three-year average. Interrogating the data, we can identify that the majority of the incidents were vehicle fires.

Bradford district continues to work with Neighbourhood Policing Teams (NPT) to identify 'at risk' locations in and around Bradford where there is regular activity. Using heightened patrols with the NPT and where possible working with Bradford Council in closing open or exposed areas of land where vehicles are abandoned and arson is committed.

We have developed strong relationships with partners which have enabled us to work together to gathering evidence to prosecute criminal activity and anti-social behaviour which has resulted in a reduction of overall risk.

Secondary Fires

We have seen a significant reduction in the occurrence of secondary arson with a decrease of 11.3% against the three-year average. This is again a positive result of targeted partnership working. Operational crews have used incident data to target 'at risk' areas. We are then able to identify and manage trends of secondary arson occurring.

West Yorkshire Fire & Rescue Service will continue tackling arson in the district by adopting a ward approach, attending regular partnership meetings and continuing to be proactive within the community. An example of this is Edge End Road, Buttershaw, where we have experienced a high volume of calls. We worked with partners and the local community to identify potential offenders. Agencies came together to provide distraction techniques for particular individuals such as free recreational activity and the impact was a reduction in incidents and positive engagement with the surrounding community. Barriers were also placed strategically to deter access.

Non-Domestic Buildings Fires

Bradford District has seen an impressive 16.3% reduction against the three-year average in the number of non-domestic building fires.

This reduction is testimony to the hard work fire crews carry out with analysing incident trends and educating property owners, ensuring that they take responsibility for security and fire protection measures in a variety of commercial buildings across Bradford.

Prevalence of False Alarms

Bradford district has seen a notable reduction in false alarms of more than 10%, this equates to almost 300 less false alarms last year against the three-year average.

A process has now been established via Fire Control researching domestic false alarms at the time of call, any that have had more than one actuation are sent to the District Prevention Manager to investigate. There is a dedicated officer within the Fire Protection Team who monitors all commercial buildings and offers advice and guidance to avoid further false actuations.

Fire Related Injuries

Bradford District has seen a significant reduction of 30% in fire related injuries throughout the course of the year. Bradford fire crews along with the District Prevention Team work hard to deliver education through our Safe & Well visits and educational sessions to various groups with partner agencies.

We work closely with partners to provide support for the most vulnerable in our communities. Using partnerships such as Bradford District Care Trust, First Response, Adult Social care and Children services ensures that we are accessible to those who are most 'at risk'. West Yorkshire Police refer any risk related arson cases in order for us to protect those vulnerable from crime.

Road Traffic Collisions

The reduction of RTCs has been a main focus for the Bradford District for some time now and there has been a significant amount of partnership working to achieve this. We have seen a reduction of RTCs this year of almost 8% against the three-year average.

Bradford District are actively involved with Operation Steerside which was established in 2016 with the focus on the 'fatal four'- drink/drug, seat belts, speed and mobile phone offences. The group has been shortlisted for a local award this year for all their work in RTC reduction, however due to COVID 19 restrictions this has now to be rearranged. COVID has also changed how we educate children and young people as attendance in all schools ceased. Using the Bradford District social media feeds, we are still able to send out safety messages to promote road safety and adopting a multi-agency approach were able to communicate with Mosques promoting road safety during Ramadan.

In addition to the external educational activity – a West Yorkshire Fire & Rescue Road Safety presentation has been designed and is currently being trialled within the Keighley station area. This presentation is aimed at those aged 16+ who are likely to be driving soon but will also be passengers and are classed as being within the risk bracket of 'Killed or Seriously Injured' during the adolescent years. This presentation focuses on being mindful whilst being both a driver and a passenger.

The District performance in the following areas where performance indicators require focus:

Actual Rescues

Actual rescues have increased significantly. This is due to the 'Ambulance Gaining Entry Cause for Concern' protocol. This protocol allows us to gain entry for the Ambulance Service for life risk/welfare purposes and has therefore increased our attendance to this type of incident.

Dwelling Fires

The number of dwelling fires over the last year is disappointing with Bradford showing an increase of around 6% in comparison to last year's figures; this equates to 19 additional incidents.

Fire crews and the District Prevention Team continue to use a targeted approach to provide the Safe and Well strategy to homes within the district, focusing on the most vulnerable individuals who are identified, in the main, by our partners.

Both cooking and electrical fires continue to be a constant theme when we look at cause and these are areas which personnel pay specific attention to when delivering education to the occupants of properties. We are determined to drive down the number of dwelling fires and are confident in our long-term fire prevention strategy.

Summary

Bradford district has made significant strides across many of the performance indicators over the last year and we have seen some very notable and pleasing reductions; in particular the decrease in fire related injuries and road traffic collisions. Fire crews across Bradford along with our dedicated prevention staff work extremely hard throughout the year on prevention and protection strategies and seeing results such as these gives everyone the confidence and belief that we do make a difference.

Working with the community is at the heart of everything we do and the partnerships we have developed continue to improve the services we can deliver. Our main strategy of prevention to reduce incidents remains our key focus and it is the relationships we have forged with partners that help us identify and assist the most vulnerable in our society.

Calderdale District

Performance Monitoring Report - 15 May 2020 08:42:04 - Sourced from Performance Management Information System

CALDERDALE LOCAL AUTHORITY (DRRT) - PERFORMANCE MONITORING SYSTEM

DATE:	VISITING COMMANDERS:
OFFICERS PRESENT:	

DEFINITIONS	
3 YEAR AVG TARGET (Previous 3 Years)	Average performance from the previous 3 financial years, used as the target for this current year
SAME PERIOD LAST YEAR (Previous Year)	Cumulative total for the same period in the previous year
TOTAL SO FAR (Current Year)	Cumulative total for current year so far
PROJECTION AGAINST 3 YEAR AVERAGE (Current Year)	Comparison of projected annual activity against the 3 year average target – Red (outside 10% of target), Amber (within 10% of target), Green (target achieved or exceeded)
END OF YEAR PROJECTION (Current Year)	Projected value at the end of the financial year based on Total So Far and the number of days remaining

	3 YEAR AVG TARGET (2016/19)	SAME PERIOD LAST YEAR (2018-31/03/19)	[values to 31 Mar 2020 23:59:59]		
			TOTAL SO FAR (2019/20)	AGAINST 3 YEAR AVG (2019/20)	END OF YEAR PROJECTION (2019/20)
Arson	444	446	332	-25.2%	332
Arson - Primary Fires	94	76	80	-14.9%	80
Arson - Secondary Fires	351	370	252	-28.2%	252
Actual Rescues	95	76	142	49.5%	142
Total Activity	1977	2154	2244	13.5%	2244
Dwelling Fires	104	113	104	0.0%	104
Non-Domestic Building Fires	34	34	44	29.4%	44
Prevalence of False Alarms	929	873	975	5.0%	975
Fire Related Injuries	23	27	22	-4.3%	22
Road Traffic Collisions	62	56	68	9.7%	68
Malicious False Alarms	26	28	28	7.7%	28

Calderdale District Performance Monitoring Report - 1 April 2019 to 31 March 2020

The District performance in the following areas either meets or exceeds the target set:

Arson (Primary and Secondary)

Calderdale District has met its target for both Primary and Secondary Arson for the fiscal year 2019/20. This is despite a sharp increase in deliberate fires across the county. Although the primary arson figure is under the 3-year average (-14.9%), however, there has been an increase in recorded primary arson incidents compared to the previous year.

Dwelling Fires

Calderdale District has hit its target of 104 dwelling fires in 2019/20. This is a fantastic result and represents just two dwelling fires a week throughout the district. This is testament to the close working relationships we have developed with partners which allows us to provide fire safety advice to those most at risk.

Fire Related Injuries

For successive years, Calderdale District failed to meet the target set for fire related injuries. Last year fire related injuries in Calderdale fell to an all-time low level, but still missed target. However, this year Calderdale District has achieved the target which is a result the team are rightly proud.

Performance in the following areas has not met the required target:

Total Activity

Calderdale District has not achieved the target set for the overall number of emergency incidents, and has missed the target set by 13.5%. There has been 267 more incidents in Calderdale than the 3-year average. This increase is mainly due to high activity levels both during the summer months, resulting from the unusually hot weather, and the high number of flooding incidents in the winter months due to heavy rainfall. Fire crews and Fire Prevention teams are focussing their efforts and working in partnership to educate, encourage and enforce regulations within communities, in an effort to reduce the total number of incidents the fire crews attend.

Actual Rescues

Calderdale District has carried out 142 rescues in the 2019/20 fiscal year. This is 47 more than the 3-year average figure. This result has been impacted by the number of flooding rescues that have been performed by district crews, the introduction of the Making Entry for Yorkshire Ambulance project and a slight increase in the number of RTC's attended this year.

Non-Domestic Building Fires

Historically, Calderdale District has struggled to meet the target set for non-domestic building fires. The performance in 2019/20 has missed the target by 29.4%. There has been 44 non-domestic building fires in 2019/20 compared to 34 in the previous 12-month period.

The District Team continues to work in partnership to reduce the risk of fires in commercial properties. The main focus will continue to be Halifax town centre, which has the highest number of non-domestic building fires? We will continue to offer arson advice to commercial property owners and managers during our Operational Risk Visit programme.

Prevalence of False Alarms

Calderdale District missed the target for unwanted fire signals this year by 5%. There has been a significant increase in the number of incidents attended compared to the previous year. Performance is disproportionately affected by repeat false alarms at a small number of buildings.

The main cluster of these buildings is in the town centre of Halifax. The District Team is working closely with the Protection Team in following up repeat attendances to automatic fire alarm actuations.

Road Traffic Collisions

Calderdale district has missed its target for RTC incidents by 9.7% and has attended 68 RTC's in 2019/20.

The District Team is delivering several initiatives to help improve road safety. A good example of these initiatives is the Roadshow delivered during National Road Safety Week which targets local sixth form students who are effectively the next generation of drivers.

The District Commander also chairs the Road Safety Partnership Board in Calderdale. The Board is implementing a framework of road safety initiatives that reflect four main themes; education, engagement, enforcement, and engineering. The District has also been working in partnership with Calderdale Council and West Yorkshire Police to deliver Operation Hawmill. This has proved a very successful project.

Malicious False Alarms

Calderdale generally struggles to meet its malicious false alarm target due to the very small target number (26). The district has matched last year's performance of 28 malicious false alarm incidents for the 2019/20 fiscal year, however missed the 3-year average target by 7.7%. The number of malicious calls in Calderdale has reduced by 74% since 2010.

The district is working with partners and regular sites of malicious false alarms to try and achieve our target next year.

Summary

The Calderdale District Team is committed to meeting its service delivery targets. The targets continue to be very challenging because of the low figures which afford limited ability to absorb anomalies in performance.

The unusual hot weather in the summer and the heavy rainfall in the winter resulted in a sharp increase in emergency calls. The impact of this as well as the new Making Entry for YAS is that the District has not met some of its performance management targets.

The District is performing strongly against some of its targets, particularly Arson and Dwelling Fires. The District Team continue to be pragmatic in their approach and are championing several multi-agency initiatives that are making a real difference to the safety of local communities. Current performance may not reflect the value of these initiatives but they are making a real difference to community safety.

Kirklees District

Performance Monitoring Report - 15 May 2020 08:42:46 - Sourced from Performance Management Information System

KIRKLEES LOCAL AUTHORITY (DRRT) - PERFORMANCE MONITORING SYSTEM

DATE:	VISITING COMMANDERS:
OFFICERS PRESENT:	

DEFINITIONS

3 YEAR AVG TARGET (Previous 3 Years)	Average performance from the previous 3 financial years, used as the target for this current year
SAME PERIOD LAST YEAR (Previous Year)	Cumulative total for the same period in the previous year
TOTAL SO FAR (Current Year)	Cumulative total for current year so far
PROJECTION AGAINST 3 YEAR AVERAGE (Current Year)	Comparison of projected annual activity against the 3 year average target – Red (outside 10% of target), Amber (within 10% of target), Green (target achieved or exceeded)
END OF YEAR PROJECTION (Current Year)	Projected value at the end of the financial year based on Total So Far and the number of days remaining

	3 YEAR AVG TARGET (2016/19)	SAME PERIOD LAST YEAR (2018-31/03/19)	[values to 31 Mar 2020 23:59:59]		
			TOTAL SO FAR (2019/20)	AGAINST 3 YEAR AVG (2019/20)	END OF YEAR PROJECTION (2019/20)
Arson	1006	1199	765	-24.0%	765
Arson - Primary Fires	237	257	207	-12.7%	207
Arson - Secondary Fires	768	942	558	-27.3%	558
Actual Rescues	148	156	185	25.0%	185
Total Activity	3929	4495	3909	-0.5%	3909
Dwelling Fires	177	191	189	6.8%	189
Non-Domestic Building Fires	69	66	57	-17.4%	57
Prevalence of False Alarms	1908	1880	1867	-2.1%	1867
Fire Related Injuries	29	41	42	44.8%	42
Road Traffic Collisions	114	112	148	29.8%	148
Malicious False Alarms	60	64	46	-23.3%	46

The District performance in the following areas either meets or exceeds the required target:

Arson

Currently Kirklees District is exceeding its target on overall arson at 24%. This is a significant improvement on the same period last year by almost 60%. This is attributed to the great work that both the District Team and partners have undertaken to combat arson and its association with anti-social behaviour.

The Arson Steering Group, established by Kirklees District last year, is now fully imbedded within Kirklees Safer Communities with all partners fully engaged. Although we are mindful of the challenges due to the link that both anti-social behaviour and crime have with arson. We are committed to continue engaging with local communities through a number of different forums to further drive down arson.

A full intelligence led trends analysis covering all the wards within Kirklees has been completed to assist the Arson Steering Group in identifying causations of arson related fires. This will allow a more targeted approach tailored specifically for each Ward. On the results of this analysis Dewsbury West has been highlighted as a high-risk area for arson related fires therefore a pilot action plan has been put together and if successful will form the blueprint for other Wards within the District.

Primary Fires

Kirklees District is currently exceeding its target for primary arson at 12.7%. A data led approach has highlighted that almost 64% of these incidents were vehicle fires. Analysis of related data per Ward complimented by Police data identified that 11 out of 12 fires were attributed to broader crime which is subsequently part of Police investigations. These types of incidents will be monitored by the Arson Steering Group and action plans will be put in place to deal with any future occurrences. As these types of incident are related to crime, the crime element of the Safe and Well programme will be emphasised across the District. The way in which incidents of this nature are rapidly picked up and identified in District is testament to the robust review and implementation of the revised District Risk Reduction Strategy.

Secondary fires

Innovative partnership working has been pivotal in driving secondary arson figures below the target set. The figure currently sits at 27.3% below target which is a reduction of almost 58% against the figure for the same period last year. Although there are still challenges ahead, with the commitment and hard work of all partners we should see this downward trend continue.

Total Activity

Largely attributed to the downward trend in arson related fires, total activity currently sits at 0.5% below target. Although we are currently seeing a downward trend in arson related fires we recognise there is still work to do in other areas. Both Kirklees District and partners will continue to work to support our local community and make the public of West Yorkshire safer.

Non-Domestic Building Fires

Through the great work being carried out across the district to identify owners of both derelict and empty premises, Kirklees is performing at 17.4% below the 3-year target average and an impressive decrease on the previous year's incidents. This is due to the great work in identifying incident trends and the property owners, ensuring that they take ownership of security of such buildings.

Prevalence of False Alarms

This was an area of concern within Kirklees' PMIs yet has seen positive results through targeted risk reduction strategies over recent years. Kirklees District are 2.1% under the target set. This figure is attributed to the dedicated work undertaken by the secondment watch commander post within Kirklees Council Communities Team. We will continue to work with related property management to reduce these figures further and where we have repeat offenders gain support through the Fire Protection Team. Where these are occurring in residential homes it has been key for both crews and partners to carry out early intervention work through the Safe and Well programme allowing for a broader reduction in risk.

Malicious False Alarms

Kirklees District is exceeding the target for malicious false alarms at 17.4%. This is due to the excellent work that has been carried out by Fire Protection, Partners and the District team. A number of initiatives have been carried out in areas where we have seen repeat incidents. Every education facility within Kirklees received a letter and advice on the reduction of false alarms with the offer of support from the District Team.

Performance in the following areas is outside of the target set:

Actual Rescues

Kirklees District unfortunately is over the 3-yearly target in this area at 25%. A large proportion of these are classed as other rescue (non-fire or RTC related) with almost a half of the incidents being attributed to assisting other agencies, through the gaining entry protocol. We will continue to work with Partners to reduce these incidents over the next 12 months.

Dwelling fires

Kirklees District missed the 3-year target by 6.8% in this area. Although this figure is slightly higher than the previous year all Kirklees District team are working hard in their activities across the District. Intelligence gathering within this area has identified a rise in incidents associated

with cooking and electrical fires. District are leading on a media campaign focussed in the area of home fire safety complimented by partnership involvement.

Fire Related Injuries

Kirklees District has unfortunately seen a high level of injuries associated with fire. This has seen the District go over its target by 44.8% or 13 injuries. Unfortunately, we have attended two fatal fire related incidents within this period.

The main proportion of fire related injuries were associated to higher number occupancy house fires with people suffering smoke inhalation. We recognise there is work to do in this area with the District Risk Reduction Team focusing on future media campaigns around home fire safety education. We will also focus our Safe and Well campaign around initiatives to improve the target set within this area.

Huddersfield University have been commissioned to undertake an academic study of behaviours at repeat house fires involving inappropriate cooking habits, it is intended that this piece of work will influence future media campaigns and home fire safety initiatives in the future.

Road Traffic Collisions

Kirklees has experienced an increase in road traffic collisions and as such is 29.8% above the 3-yearly target. This is a trend that is observed across most of the districts and also nationally. One area of focus for Kirklees is accidents involving motorcycles and is recognised as an emerging trend. The introduction of the Biker Lite programme to Batley and Spennings Dale area as a pilot scheme is seen as a real positive with the intention of broadening this throughout Kirklees area in the future. We will continue to focus on this area through our chairing of the Road Safety Group within the Kirklees Communities Partnership Strategy.

The Kirklees Road Safety Group has commissioned an academic review of how to positively influence people's behaviours in driving more safely, this in-turn is intended to influence campaigns within this area moving forward.

Summary

Kirklees District has worked hard with a continued partnership and data driven approach to drastically reduce the previous issue of arson within the area. We will not rest on our laurels though and recognise there will continue to be challenges ahead relating to such incidents.

Although we have seen a reduction in some of the PMIs unfortunately other areas have increased. Areas of focus for the District will be around dwelling fires and fire related injuries looking at a campaign for both safe electrics and cooking. Through the Road Safety Group new initiatives will be discussed based on the academic analysis by Huddersfield University that the group has commissioned.

The Kirklees District Team are dedicated to making Kirklees a safer place for our community and will continue to drive this objective through partnership, collaborative initiatives and our delivery of Safe and Well campaigns.

Wakefield District

Performance Monitoring Report - 15 May 2020 08:44:12 - Sourced from Performance Management Information System

WAKEFIELD LOCAL AUTHORITY (DRRT) - PERFORMANCE MONITORING SYSTEM

DATE:

VISITING COMMANDERS:

OFFICERS PRESENT:

DEFINITIONS

3 YEAR AVG TARGET (Previous 3 Years)	Average performance from the previous 3 financial years, used as the target for this current year
SAME PERIOD LAST YEAR (Previous Year)	Cumulative total for the same period in the previous year
TOTAL SO FAR (Current Year)	Cumulative total for current year so far
PROJECTION AGAINST 3 YEAR AVERAGE (Current Year)	Comparison of projected annual activity against the 3 year average target – Red (outside 10% of target), Amber (within 10% of target), Green (target achieved or exceeded)
END OF YEAR PROJECTION (Current Year)	Projected value at the end of the financial year based on Total So Far and the number of days remaining

	3 YEAR AVG TARGET (2016/19)	SAME PERIOD LAST YEAR (2018-31/03/19)	[Values to 31 Mar 2020 23:59:59]		
			TOTAL SO FAR (2019/20)	AGAINST 3 YEAR AVG (2019/20)	END OF YEAR PROJECTION (2019/20)
Arson	983	1163	808	-18.0%	808
Arson - Primary Fires	216	223	169	-21.8%	169
Arson - Secondary Fires	767	940	637	-16.9%	637
Actual Rescues	105	96	141	34.3%	141
Total Activity	3013	3334	2824	-6.3%	2824
Dwelling Fires	136	124	123	-9.6%	123
Non-Domestic Building Fires	51	55	53	3.9%	53
Prevalence of False Alarms	1288	1209	1075	-16.5%	1075
Fire Related Injuries	24	26	20	-16.7%	20
Road Traffic Collisions	91	86	93	2.2%	93
Malicious False Alarms	27	29	23	-14.8%	23

Wakefield District Performance Report from 1 April 2019 – 31 March 2020

The District performance in the following areas either meets or exceeds the target:

Arson

Arson has decreased significantly from 1163 incidents within the district throughout the previous year, to 806 with the final figures showing 18% reduction below the target set. This reduction can be contributed to the collaborative multi-agency risk reduction work and the impact of a wetter summer compared to the previous year.

Primary Fires

Primary Fires decreased significantly within the District with the final figures showing 21.8% below the target set. We will continue to work closely with Police and Local Authority colleagues to try and reduce further; we will continue the good work being carried out in the district to prevent these often highly impactful events to the community.

Secondary Fires

Secondary fires decreased significantly within the district with the final figures showing 16.9% below the target set. The exceptionally dry and prolonged warm weather from the early part of the summer 2018 saw a high incidence of these types of fires. The wetter summer period of 2019 and the work carried out by stations and the district team, monitoring areas, trends and acting accordingly to prevent reoccurrence is proving an effective preventative measure. We continue to liaise with partners in the areas of high arson which often correlate to the known areas of high anti-social behaviour.

Dwelling Fires

The district saw a small decrease in the number of dwelling fires over the previous 12 months, with an overall reduction against the 3-year average of 9.6%. The occurrence of dwelling fires is spread across the district with Wakefield, Castleford, Pontefract and South Kirkby seeing a higher number of incidents compared to the other areas in the district. This is being closely monitored by both operational staff and the District Prevention Team, ensuring that risk reduction initiatives and follow up campaigns are made in the higher risk areas. We work collaboratively with partner agencies and have local station projects to ensure we are targeting the prevention activity to those most vulnerable and at higher risk.

Prevalence of False Alarms

The district saw a reduction in the prevalence of false alarms of 16.5%. This still remains the single largest area of operational business in the district. Many of the false alarm incidents have been attributed to sheltered housing, hospitals and businesses within the district. Approximately 58% of the occurrences have been directly related to the apparatus itself, often due to faults on the system. Stations and the district team continue to work with Fire Protection Inspectors and partners to drive down unwanted fire signals and target premises with a high number of false alarms calls.

Fire Related Injuries

Fire related injuries continued to fall with a reduction of 16.7% below the target; this is a vital figure to continue to drive down given the significant impacts to individuals and the community if people are injured in fire. Stations and the District Team will continue implementing collaborative risk reduction work and local initiatives to strive and reduce this figure further.

Malicious False Alarms

The district saw a significant decrease of 14.8% below target, equating to 23 incidents within the year, which was 4 below the target. We continue to engage with local schools and colleges to deliver educational programmes focussed on raising awareness of fire safety and the impacts and consequences of inappropriate behaviour and the malicious use/activation of alarms. We will also promote and support brigade and national campaigns regarding this issue.

Total Activity

Wakefield District has seen a decrease in total activity (6.3%) that is pleasing for operational staff, the District Team and the community. Partnership engagement continues to be crucial for the development and implementation of initiatives particularly with those involved in anti-social behaviour and work is on-going to try and reduce the impact of these incidents in the district. Some of the proactive measures being implemented for the continued reduction of incidents include engaging with local schools, community anchors/hubs, businesses and partner agencies.

Performance in the following areas is outside of the target set:

Actual Rescues

The district saw a large increase in actual rescues across the 12-month period by 34.3%. The reason for the increased figure is the implementation of 'Gaining Entry Cause for Concern' workstream from 6th May 2019. This involves crews breaking into properties on behalf of Yorkshire Ambulance Service if there is concern for a resident. These types of incident account for approximately 64% of the total number of actual rescues. If these were taken out of the equation we would have a number of approximately 50 actual rescues that that would be significantly lower than the 3-year average of 105. the majority of these rescues are from Road Traffic Collisions (RTC's), see information below.

Non – Domestic Building Fires

The district saw a slight increase of 3.9% above target, that equates to two incidents. Incidents have been recorded across the district with no specific trends identified. We quickly identify buildings within the district that are repeat incident attendance premises and work with owners, Local Authority and Police to ensure measures are implemented to prevent further fires occurring.

Road Traffic Collisions (RTC)

It continues to be a district priority to reduce the number of RTCs. There was an increase of seven incidents compare to the previous year; resulting in a 2.2% increase against the set target. The incidents are geographically spread with RTC's being mainly on the high-speed roads throughout the district around the areas that are less densely populated. We have an attendance on the West Yorkshire Safer roads steering group and have local initiatives in sixth form colleges delivering impactful safety training and safety messages; we hope to roll this out across the

district. We have also funded a 'Theatre in Education' safety campaign that targeted 16-year olds and members of the community about to start driving. We are working closely with Safer Roads Wakefield and various other local agencies to increase engagement with young drivers.

Summary

The underlying trend for the majority of incident types within the district is one of reduction; this is testament to the hard work carried out by all staff within the district working together in partnership to make our community safer. The only significant increase was due to the new way of working assisting the ambulance service and these figures not reflecting the way we have recorded actual rescues previously. We will work tirelessly to try and reduce non-domestic building fires and road traffic collisions and have a downward trend in line with all other indicators. RTCs in particular will be prioritised and we will endeavour to roll out the excellent initiatives being carried out at a few colleges to other institutions across the district. We will continue to reduce the figures further by assuring and improving our risk reduction work.

A priority is to ensure that our work and initiatives within the community is effective and efficient. We are pleased with the significant reductions in the majority of indicators but will not be complacent and continue to try and reduce the most serious and impactful issues for our community. Station based personnel and the District Prevention Team will actively continue to engage with partners and local community-based groups in identifying vulnerable people and reinforcing fire and road safety messages through our Safe and Well Programme.

Leeds District

Performance Monitoring Report - 15 May 2020 08:43:42 - Sourced from Performance Management Information System

LEEDS LOCAL AUTHORITY (DRRT) - PERFORMANCE MONITORING SYSTEM

DATE:	VISITING COMMANDERS:
OFFICERS PRESENT:	

DEFINITIONS	
3 YEAR AVG TARGET (Previous 3 Years)	Average performance from the previous 3 financial years, used as the target for this current year
SAME PERIOD LAST YEAR (Previous Year)	Cumulative total for the same period in the previous year
TOTAL SO FAR (Current Year)	Cumulative total for current year so far
PROJECTION AGAINST 3 YEAR AVERAGE (Current Year)	Comparison of projected annual activity against the 3 year average target – Red (outside 10% of target), Amber (within 10% of target), Green (target achieved or exceeded)
END OF YEAR PROJECTION (Current Year)	Projected value at the end of the financial year based on Total So Far and the number of days remaining

	3 YEAR AVG TARGET (2018/19)	SAME PERIOD LAST YEAR (2018-31/03/19)	[values to 31 Mar 2020 23:59:59]		
			TOTAL SO FAR (2019/20)	AGAINST 3 YEAR AVG (2019/20)	END OF YEAR PROJECTION (2019/20)
Arson	2212	2360	1701	-23.1%	1701
Arson - Primary Fires	553	477	443	-19.9%	443
Arson - Secondary Fires	1659	1883	1258	-24.2%	1258
Actual Rescues	257	285	364	41.6%	364
Total Activity	8502	8858	8335	-2.0%	8335
Dwelling Fires	424	440	380	-10.4%	380
Non-Domestic Building Fires	180	158	184	2.2%	184
Prevalence of False Alarms	4451	4049	4124	-7.3%	4124
Fire Related Injuries	63	53	48	-23.8%	48
Road Traffic Collisions	207	226	230	11.1%	230
Malicious False Alarms	119	107	105	-11.8%	105

The District performance in the below areas exceeds the set target:

Arson

Leeds District has seen a reduction in the performance target set for both primary and secondary arson fires of 23.1%. The reduction of incidents caused by arson highlights how the Leeds District Prevention Strategy coupled with effective partnership working and a variety of station driven prevention initiatives are proving to be successful.

Primary Fires

Leeds District has experienced a 19.9% reduction against the target set for primary fires caused by arson. Target hardening with our Leeds Front Door Safeguarding Team and collaborating with West Yorkshire Police colleagues continues to be proving successful in reducing this incident type across Leeds. The District Team are committed to working with Neighbourhood/Crime Prevention Teams, Leeds City Council and local schools to deliver our joint risk reduction initiatives which are proving to be successful in the reduction of arson risk.

Secondary Fires.

Secondary arson across Leeds District has reduced by 24.2%. The City Centre Community Safety Partnership Board has had some success reducing fly tipping in the city centre which has had a positive influence on the reduction of secondary fires caused by arson. This is a positive outcome which demonstrates the effectiveness of the partnership working which has developed through the Leeds Partnership Board.

Effective joint working in Leeds was also demonstrated over the Bonfire period. The multi-agency planning forum established across the three key areas of Leeds (East, West and South) proved to be successful in mitigating the instances of anti-social/nuisance fires which are routinely experienced during the Bonfire period. Also, during this reporting period, crews from Stanningley have worked alongside partners to tackle anti-social behaviour and arson in and around the Broadlea Hill community of Bramley.

Through their prevention interventions such as school visits, community engagement activity and environment visual audits, the community has experienced a reduction in both anti-social behaviour and the associated nuisance of arson incidents.

Total Activity.

Leeds District has seen a decrease in total activity over this reporting period of 2.0%. The reduction in incidents has been achieved through effective and efficient service delivery provided by our staff and our commitment to partnership working. The revised Leeds District Prevention Strategy has also been a fundamental factor in the reduction of incident occurrence across Leeds. The strategy identifies key risk reduction priorities across the district which enables managers to focus their prevention activities and resources more efficiently.

Dwelling fires

The number of dwelling fires has reduced in Leeds District during this reporting period and has exceeded target by 10.4%. We attended 380 dwelling fires across Leeds District in comparison to 409 in the previous year. Prevention work continues to encourage changes in lifestyle and behaviour and reduces the risk of a fire starting within the home. We hope to continue to maintain this trend of reduction across Leeds in the coming year with our continued programme of Safe and Well visits.

Prevalence of False Alarms

We have seen a reduction of 7.3% in the number of false alarms experienced across the district. In addition to monitoring responses and issuing letters to repeat activations in high rise buildings and sheltered schemes we are proactively working in partnership with Telecare. Telecare have recently agreed to refer individuals to us who are frequent AFA users. Fire lifestyle risk awareness training will be delivered to all Telecare outreach staff. This will support the identification of risk and help reduce future unwanted AFA's.

Fire Related Injury

We have experienced a reduction of 23.8% for this performance indicator but unfortunately, we have experienced two incidents that have resulted in two fatalities. The revised district prevention strategy and assurance process in Leeds district is contributing to making improvements in our delivery of safe and well visits. Crews and prevention staff continue to deliver fire related safety messages at targeted community events and through the on-going Year 5 school talks.

Malicious False Alarms

There has been a decrease in this reporting area of 11.8%. The Leeds District Prevention Team and Operational Crews work towards reducing malicious calls through community education and school visits. Close liaison with our Fire Control team aids the success of call challenging which contributes towards discouraging this type of anti-social behaviour.

The Districts performance in the below areas are outside of the set target:

Non-Domestic Building Fires

We have experienced an increase for this performance area of 2.2%. Fire protection visits and Operational Risk Visits continue to help identify any risk associated with Non-Domestic Buildings. We continue to work with HM Prison Service to mitigate against the risk of fires across the prison estates. The support provided by the Assistant District Prevention Manager to the Prison Service has over time facilitated a reduction in the number of cell fires and work continues to maintain this intervention across the HMP estates. Crews have also carried out familiarisation visits to HMP Wealstun and HMP Leeds with a view to ensuring contingency plans are robust and adequate for the risk.

Actual Rescues

We have experienced an increase over the year in actual rescues of 41.6%. These rescues can be attributed to people rescued from building fires (28), those extricated from RTCs (65) and those rescued from other situations including: rescues from height, water and entrapments in machinery (242). The increase in actual rescues can be attributed to the ongoing trial of responding to medical break-ins to support West Yorkshire Police and Yorkshire Ambulance Service. We continue to deliver targeted risk reduction work through Safe and Well visits,

supporting road safety initiatives and water safety campaigns around the city centre and Hunslet area.

Road Traffic Collisions

Road traffic collisions in Leeds have risen during this reporting period with our attendance required at 230 incidents, an increase of 11.1%. The Leeds District Prevention Team continues to support and be an influential member of the Leeds Safer Roads Steering Group. Looking forward, we have more work to do with partners to reduce the risk of road traffic collisions across Leeds. We will continue to promote and be involved in road safety events and campaigns throughout the year.

Summary

Overall Leeds District has performed well against the performance targets set. We have seen a reduction across the total number of incidents, dwelling fires, fire related injuries, primary and secondary arson. This reduction across these target risk areas can be attributed to our revised Leeds District Prevention Strategy which has been complimented by the professionalism and dedication of our staff working across the district.

The revised Prevention Strategy identifies priorities for risk reduction work for specific localities enabling staff to focus on the key issues. This revised approach has empowered local crews to focus on delivering a quality prevention service to meet the needs of their local communities. The strategy has also facilitated the opportunity for crews to become more involved in community projects and support local events.

Over the past 12 months crews across Leeds District have become involved in a range of community activities which have included: the building of a community allotment at Moortown Fire Station to tackle social isolation and loneliness; monthly engagement and interaction with the Leeds Jewish Welfare Board tea-dance, whilst staff from Killingbeck continue to engage and support the CATCH project at Harehills.



West Yorkshire
Fire & Rescue Service

Performance Management and Activity Report 2019/20

Period covered: 1 April 2019 – 31 March 2020
Date Issued: 30 April 2020



Table of Contents

1. Introduction/Summary	2
2. Service Delivery Targets	3
3. Operational Risk Visits (including Fire Safety)	6
4. Safe and Well Checks/Safer Communities Programme	7
5. Incidents	10
6. Fire-Related Incidents attended by Six Pumps and Above	14
7. Violence at Work	20
8. Compliments and Complaints	23
9. Utilities	25

1. Introduction/Summary

The purpose of this report is to provide information regarding the performance of West Yorkshire Fire and Rescue Service against selected national and local targets to enable the Authority to measure, monitor and evaluate performance.

In this report, monthly statistics have been utilised to identify trends in performance. Information regarding a selection of local performance targets has also been provided in this report and comparisons have been made with the previous year's performance.

All data, unless specified, is for the reporting period 1 April 2019 – 31 March 2020.

A traffic light system has been employed to provide a straightforward visual indicator of performance against each of the FRS indicators.

Graphical representation of the performance of West Yorkshire Fire and Rescue Service is available through the Performance Management Information System (PMIS), which is accessed via the Service's intranet site.

2. Service Delivery Targets

	Not achieving target (by more than 10%)
	Satisfactory performance (within 10% of target)
	Achieving or exceeding target

This data is based on incident reports that have been completed and/or checked but will not include data from incident reports which have not been completed or have been opened for amendment.

	Three Year Average Target (2016/19)	Quarter 1 (Apr-Jun)		Quarter 2 (Jul-Sep)		Quarter 3 (Oct-Dec)		Quarter 4 (Jan-Mar)		Actual Data to date		Projected Performance Against Three Year Average (2019/20)	End of Year Projection (2019/20)
		2018/19	2019/20	2018/19	2019/20	2018/19	2019/20	2018/19	2019/20	2018/19	2019/20		
Arson	6811	1976	1845	3007	1538	1394	1074	1358	1017	7735	5474	-19.6%	5474
Actual Rescues	775	226	241	179	285	198	299	193	275	796	1100	41.9%	1100
Total Activity	23646	6667	6131	8400	6475	5571	5563	5038	5186	25676	23355	-1.2%	23355
Dwelling Fires	1145	297	270	300	283	292	304	301	280	1190	1137	-0.7%	1137
Non-Domestic Building Fires	438	110	108	101	128	94	96	106	93	411	425	-3.0%	425
Prevalence of False Alarms	11306	2655	2384	2935	2972	2710	2772	2223	2348	10523	10476	-7.3%	10476
Fire-Related Injuries	198	58	47	39	47	45	28	66	52	208	174	-12.1%	174
Road Traffic Collisions	618	139	168	147	184	174	177	156	143	616	672	8.7%	672
Malicious False Alarms	361	96	73	85	78	94	82	77	82	352	315	-12.7%	315

Service Delivery Indicators

Description	Quarter 1 (Apr-Jun)		Quarter 2 (Jul-Sep)		Quarter 3 (Oct-Dec)		Quarter 4 (Jan-Mar)		Cumulative	
	2018-19	2019-20	2018-19	2019-20	2018-19	2019-20	2018-19	2019-20	2018-19	2019-20
Accidental Dwelling Fires (per 10,000 dwellings)	2.49	2.33	2.37	2.32	2.49	2.70	2.59	2.48	9.95	9.83
Number of deaths arising from accidental fires in dwellings (per 100,000 population)	0.00	0.04	0.09	0.09	0.13	0.04	0.22	0.17	0.43	0.35
Number of Fire-Related Deaths (per 100,000 population) arising from fires other than Accidental Dwelling Fires	0.04	0.13	0.04	0.04	0.00	0.00	0.04	0.04	0.13	0.22
Number of Injuries arising from accidental fires in dwellings (per 100,000 population)	1.69	1.30	0.91	1.13	1.60	0.95	1.73	1.60	5.94	4.98
(a) Number of Serious Injuries (per 100,000 population)	0.17	0.04	0.04	0.04	0.22	0.13	0.30	0.13	0.74	0.35
(b) Number of Slight Injuries (per 100,000 population)	1.52	1.26	0.87	1.08	1.39	0.82	1.43	1.47	5.20	4.64
The percentage of dwelling fires attended where there was a working smoke alarm which activated	50.17%	52.22%	54.33%	57.95%	59.25%	56.25%	59.80%	55.00%	55.88%	55.41%
The percentage of dwelling fires attended where a working smoke alarm was correctly fitted but did not activate	18.18%	16.30%	22.33%	20.49%	19.52%	18.09%	12.96%	21.07%	18.24%	19.00%
The percentage of dwelling fires attended where a smoke alarm, because it was faulty or incorrectly sited, did not activate	7.74%	5.19%	3.33%	4.59%	3.42%	5.59%	3.99%	3.93%	4.62%	4.84%
The percentage of dwelling fires attended where no smoke alarm was fitted	23.91%	26.30%	20.00%	16.96%	17.81%	20.07%	23.26%	20.00%	21.26%	20.76%
Number of calls to malicious false alarms (per 1000 population) – attended	0.04	0.03	0.04	0.03	0.04	0.04	0.03	0.04	0.15	0.14
False alarms caused by automatic fire detection equipment (per 1000 non-domestic properties)	8.16	8.10	9.30	11.03	8.86	9.79	7.96	7.95	34.28	36.86

False alarms caused by automatic fire detection equipment (per 1000 domestic properties)	1.01	0.92	0.99	1.18	1.01	1.17	0.85	0.90	3.87	4.17
Fires in non-domestic premises (per 1000 non-domestic premises)	1.30	1.28	1.20	1.52	1.11	1.14	1.26	1.10	4.87	5.04
Number of Primary Fires (per 100,000 population)	39.06	35.20	42.26	35.98	34.29	32.64	34.72	29.04	150.33	132.86
Number of Fire Casualties – excluding Precautionary Checks (per 100,000 population)	2.47	1.86	1.56	1.91	1.82	1.17	2.60	1.99	8.45	6.94
Arson Incidents – All Deliberate Fires (per 10,000 population)	8.57	8.00	13.03	6.67	6.04	4.65	5.89	4.41	33.53	23.73
Arson Incidents – Deliberate Primary Fires (per 10,000 population)	1.66	1.49	2.11	1.55	1.43	1.37	1.47	1.13	6.67	5.54
Arson Incidents – Deliberate Secondary Fires (per 10,000 population)	6.90	6.51	10.92	5.11	4.62	3.28	4.42	3.28	26.86	18.18

3. Operational Risk Visits (including Fire Safety)

Below is a summary of operational risk visits (ORV) so far in 2019/20. These visits were issued in the transitional period of introducing the new Premises Risk Database (PRDX). The visits were generated from operational liaison referrals, post fire visits and what crews identified as perceived risks within their station area. The new PRDX went live on 5th February 2018 this now identifies the higher risk premises that will form the Operational Risk Visits Programme (ORVP). The PRDX uses a recalculated risk matrix for each premises type based on national guidance and Provision of Operational Risk Information System (PORIS).

The Operational Risk Visits (ORVs) are allocated to each District which are then allocated to stations/watches. The total numbers have not been finalised but based on previous calculations it is predicted that there will be approximately 1000 ORVs per year across five districts within the organisation.

The ORMT centrally auditing 100 percent of all ORVs has been successful at standardising the risk information captured on the operational risk visit.

The training and familiarisation of the system with operational crews is still progressing and we are continuing to complete joint visits with crews to ensure the correct information is captured.

	Apr	May	Jun	Jul	Aug	Sep	Oct	Nov	Dec	Jan	Feb	*Mar	Total
Completed	89	152	152	185	162	121	155	158	148	143	196	121	1782

*To mitigate the impact from Covid 19, control measures were established which minimised the contact operational staff had with businesses. This has led to a reduction in the number of ORVs undertaken in March.

4. Safe and Well Checks/Safer Communities Programme

The home Safe and Well Check programme is the flagship prevention activity within WYFRS. We target vulnerability through a simple risk rating process and then visit people in their homes to offer information, advice and safety equipment. The risk rating process is to ensure that we are providing our resources to those who need it most. The ability to risk filter online and over the telephone has improved with a simple risk filtering survey that results in the requester being informed if they qualify for a home visit.

People who are assessed as being very low and low risk will not be offered a home visit but they will have the opportunity to access advice and information on home fire safety through our website or posted leaflets.

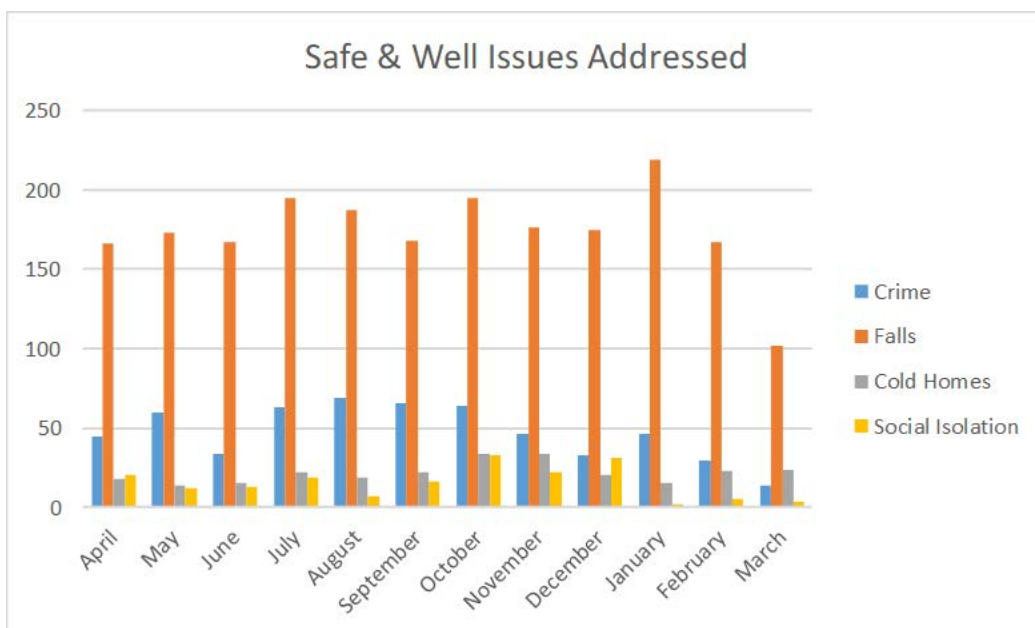
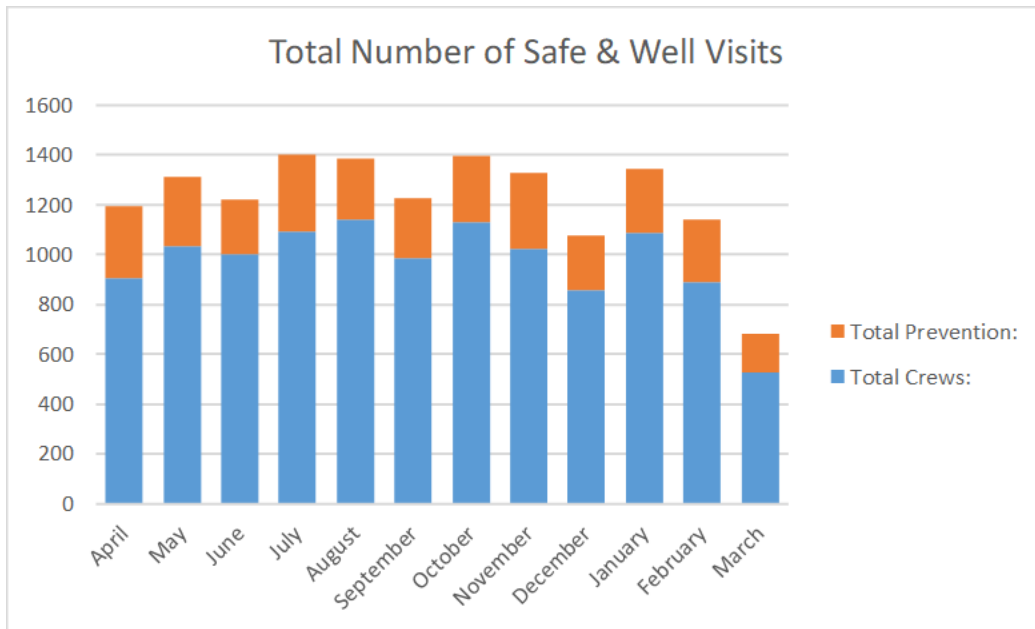
We may also signpost people or refer them on for additional support from other agencies. People can be referred to WYFRS from partner organisations, self-refer or we can identify the need for a Safe and Well Check during operational incidents. For those who qualify for a Safe and Well Check, a visit will be arranged at a mutually convenient time and this involves an assessment of fire risk within the property with appropriate advice and safety equipment delivered at the point of the visit. It also covers a broader assessment of vulnerability against a number of other elements, including:

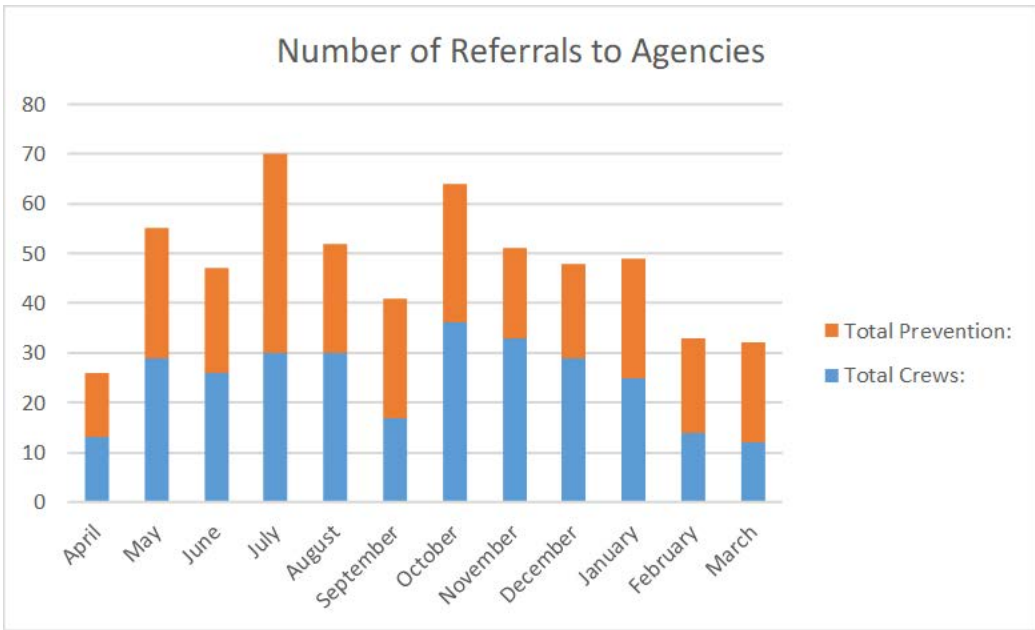
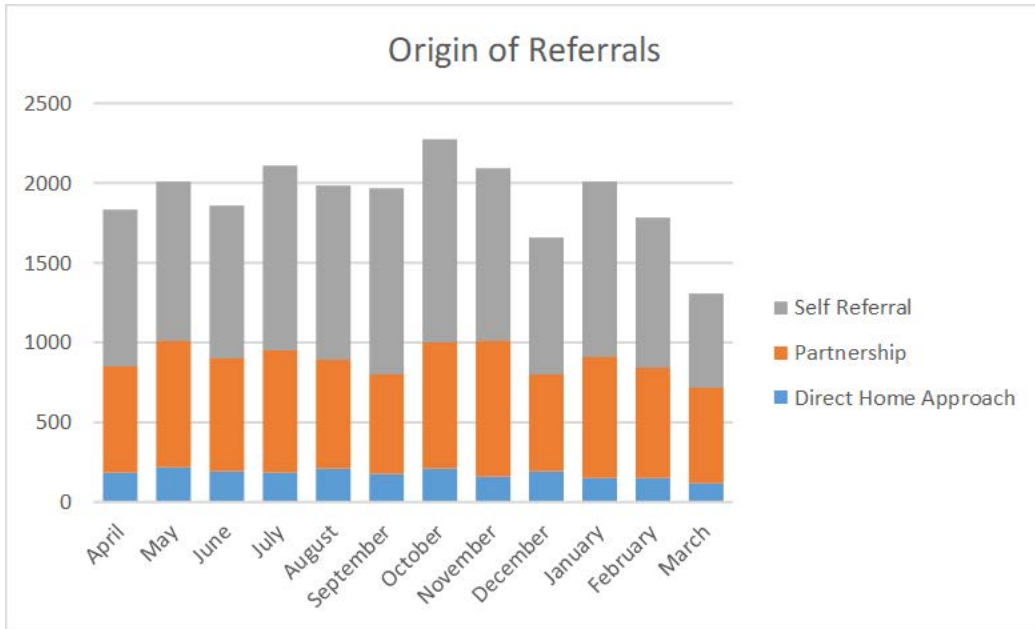
- Frailty and falls
- Social Isolation
- Winter Cold
- Crime
- Smoking

When someone is identified as being vulnerable to any of the factors above, our teams deliver basic education and advice with the option of signposting or referring people to specialist support services across the districts.

Performance

The following graphs present a breakdown of performance in respect of prevention and early intervention activity over the reporting period. It must be noted that there was a decline in the number of visits undertaken in March. This is due to the working practices implemented to mitigate the impact of Covid 19 which meant operational staff and prevention teams only visited the most vulnerable members of the community.



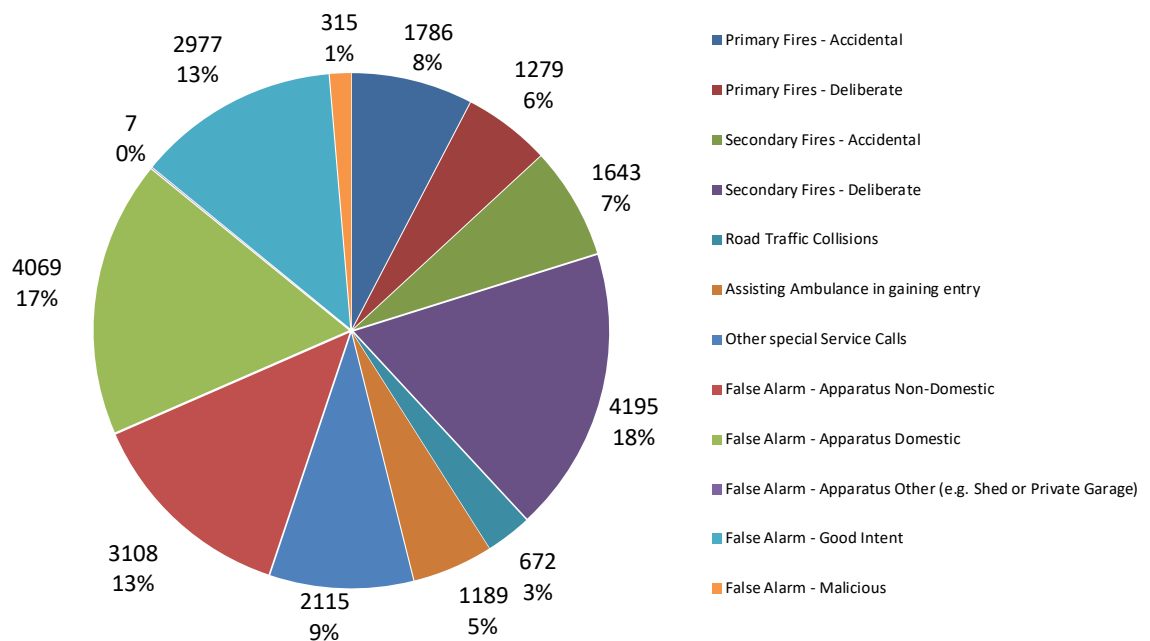


5. Incidents

The table and chart below show the operational activity of West Yorkshire Fire and Rescue Service for the financial year so far (1 April 2019 – 31 March 2020) categorised by incident type.

NOTE: The data on page 3 is based on incident reports that have been completed and/or checked but will not include data from incident reports which have not been completed. The data below is based on all incident reports which have been started at the time of compiling this report.

Incident Category	Number	Percentage
Primary Fires - Accidental	1,786	7.65%
Primary Fires - Deliberate	1,279	5.48%
Secondary Fires - Accidental	1,643	7.03%
Secondary Fires - Deliberate	4,195	17.96%
Road Traffic Collisions	672	2.88%
Assisting Ambulance in gaining entry	1,189	5.09%
Other special Service Calls	2,115	9.06%
False Alarm - Apparatus Non-Domestic	3,108	13.31%
False Alarm - Apparatus Domestic	4,069	17.42%
False Alarm - Apparatus Other (e.g. Shed or Private Garage)	7	0.03%
False Alarm - Good Intent	2,977	12.75%
False Alarm - Malicious	315	1.35%
Total	23,355	100%



The table below shows the total number of incidents ten years ago, five years ago, and last year.

Incident Category	Number of incidents 1 April 2009 to 31 March 2010	Percentage	Number of incidents 1 April 2014 to 31 March 2015	Percentage	Number of incidents 1 April 2018 to 31 March 2019	Percentage
Primary Fires - Accidental	2,238	6.5%	1,847	8.6%	1,930	7.5%
Primary Fires - Deliberate	2,146	6.3%	1,079	5.0%	1,538	6.0%
Secondary Fires - Accidental	1,237	3.6%	1,201	5.6%	2,852	11.1%
Secondary Fires - Deliberate	8,772	25.6%	4,420	20.6%	6,197	24.1%
Road Traffic Collisions	1,068	3.1%	642	3.0%	616	2.4%
Special Service Calls	2,102	6.1%	1,569	7.3%	2,020	7.9%
False Alarm - Apparatus	11,956	34.8%	7,311	34.2%	6,664	26.0%
False Alarm - Good Intent	4,096	11.9%	3,009	14.1%	3,506	13.7%
False Alarm - Malicious	713	2.1%	329	1.5%	352	1.4%
Total	34,328	100.0%	21,407	100.0%	25,675	100.0%

Comments on Fatal Fires

Longwood Road, Paddock, Huddersfield

5th January 2020 12:45

The deceased male was 29 years old and lived in a privately rented mid terraced house.

The most likely cause is a pan fire in the kitchen area. This, having been dealt with by the deceased male using a tea towel, he unknowingly transferred burning material from the tea towel to the sofa and cushions in the living room. This went undetected as the deceased retired to bed.

Holt Head Road, Slaithwaite, Huddersfield

9th January 2020 07:41

The deceased male was 59 years old and with the evidence collected at the scene, it is believed this was suicide.

Dixon Lane, Lower Wortley, Leeds

17th January 2020 11:55

The deceased male was 83 years old and lived alone in his ground floor flat in a converted terraced property.

With the evidence collected at the scene it is concluded the cause of the fire was a halogen heater in close proximity to combustible materials.

Whiteplatts Street, Todmorden

17th January 2020 17:47

The deceased male was 77 years old and lived in a privately owned mid terraced property.

With the evidence collected at the scene it is concluded that the most likely cause of this fire was an electric fan heater in close proximity to combustible materials. Emollient creams may have been a contributory factor.

Crescent Walk, Ravensthorpe, Dewsbury

31st March 2020 11:37

The deceased male was 55 years old and was checking the property daily for his brother who was away on holiday. On the day of the fire, he and a neighbour investigated a smell of gas from within the property before an explosion occurred in the kitchen possibly triggered by a spark from turning on a light switch. It was confirmed that there was a gas leak from a copper gas pipe in the kitchen. The neighbour sustained a serious head injury.

- It should be noted that there was a fatality in Pontefract on 27th January 2020. The deceased male was 58 years old. The fire was caused by a chip pan but it is believed by the Fire Investigation Officer that the death is not fire-related, however confirmation of this will be received once the inquest is held and judgement is made by the Coroner. This is expected around September 2020. This fatality is not included in any figures in this report.

NB Some incidents may still be awaiting Criminal/Coroner proceedings and if any new evidence or further information is made available it may be necessary to re-evaluate the conclusions.

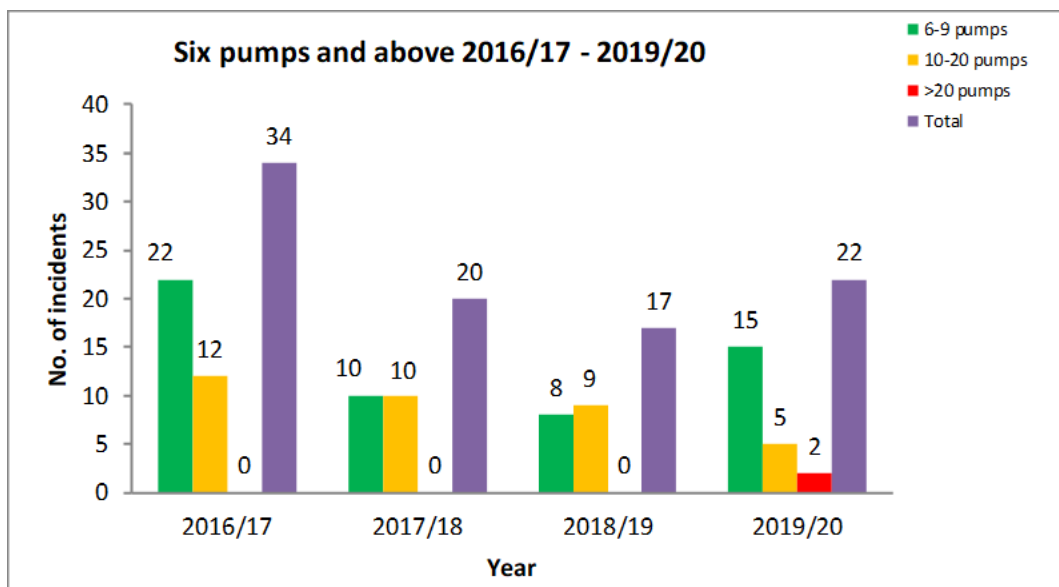
6. Fire-Related Incidents attended by Six Pumps and Above

General Commentary

UK fire and rescue services determine the size of a fire by the final number of pumps mobilised to deal with it.

A number of additional pumping appliances and special appliances are often mobilised to these types of incidents to undertake supporting activities. These are described as support and specials.

The following chart details the numbers and severity of such incidents over the last few years up to 31 March 2020:



Fire-related incidents of this type require the attendance of a fire investigation officer to determine the cause of the fire. The cause is included in the table. For fires identified as deliberate, we work in accordance with a regionally agreed Memorandum of Understanding with the police, who are responsible for the investigation of all deliberate fires.

New incidents added to the table are shaded in white.

Date & Time	Address	Premises Use	Station Area	Cause	Pumps Plus Specials	Number of Personnel
Saturday 18/05/2019 09:50	Hangingsstone Lane Ilkley	Moorland	Ilkley	Deliberate	10 Pumps 4 Support 6 Specials	68 Ffs 4 Officers
Friday 24/05/2019 13:29	The Gallopers Wakefield Road Bradford	Derelict public house	Bradford	Deliberate	6 Pumps 2 Support 2 Specials	36 Ffs 5 Officers
Wednesday 29/05/2019 03:10	Square Road Halifax	Gym	Halifax	Sauna	6 Pumps 2 Support 5 Specials	42 Ffs 5 Officers
Sunday 14/07/2019 12:51	Moorside Community Primary School Keighley Road Illingworth	Derelict school	Illingworth	Deliberate	7 pumps 1 support 1 special	34 Ffs 4 Officers
Thursday 18/07/2019 19:04	Biffa Waste Low Mills Low Mills Lane Ravensthorpe	Household waste site	Dewsbury	Natural Occurrence	6 Pumps 1 Support 3 Specials	34 Ffs 5 Officers
Friday 19/07/2019 04:00	The Gatehaus Leeds Road Bradford	High-rise flat	Bradford	Deliberate	6 Pumps 1 Support 3 Specials	34 Ffs 5 Officers
Thursday 01/08/2019 17:34	Walkleys Clogs Burnley Road Mytholmroyd	Derelict mill	Mytholmroyd	Not known	15 Pumps 2 Support 5 Specials	78 Ffs 4 Officers
Friday 02/08/2019 23:18	Currys Great Northern Retail Park, Leeds Road Huddersfield	Commercial	Huddersfield	Electric Appliance	6 Pumps 1 Support 4 Specials	36 Ffs 5 Officers
Sunday 25/08/2019 08:11	Omega Proteins Erlings Works Half Acre Road Denholme, Bradford	Industrial	Illingworth	Cooking	8 Pumps 2 Support 5 Specials	50 Ffs 5 Officers
Thursday 29/08/2019 21:25	Unit B Spectrum Park 8 Whitehouse Street Hunslet, Leeds	Warehouse	Hunslet	Electric Appliance	10 Pumps 4 Support 4 Specials	64 Ffs 4 Specials
Tuesday 03/09/2019 03:51	Ryburn Mills Ryburn Terrace Halifax	Industrial	Halifax	Faulty electricity supply	10 Pumps 4 Support 7 Specials	70 Ffs 7 Officers
Monday 09/09/2019 01:50	New Ings Mills Field Lane Batley	Industrial	Dewsbury	Deliberate	6 Pumps 2 Support 4 Specials	40 Ffs 5 Officers

Sunday 15/09/2019 02:49	Barras Place Upper Wortley Leeds	Industrial	Leeds	Electrical heater	6 Pumps 1 Support 4 Specials	36 Ffs 5 Officers
Friday 27/09/2019 01:10	Kemp Waste Management Balkram Edge Recycling Centre Wainstalls Halifax	Waste Recycling Centre	Halifax	Not known	8 Pumps 2 Support 3 Specials	46 Ffs 5 Officers
Monday 07/10/2019 06:08	Miraj Pizza Bar South Street Keighley	Take- away	Keighley	Electrical supply	8 Pumps 2 Support 3 Specials	46 Ffs 7 Officers
Monday 21/10/2019 11:03	Hepworth House Clay Pit Lane Sheepscar Leeds	Commere cial	Leeds	Blowlamp	7 Pumps 0 Support 3 Specials	34 Ffs 6 Officers
Thursday 28/11/2019 21:10	Moston Supermarket 368 Girdlington Road Bradford	Super- market	Bradford	Electrical Fault	8 Pumps 1 Support 4 Specials	44 Ffs 4 Officers
Wednesday 17/12/2019 02:01	Co-op 18 Westgate Honley	Super- market	Holmfirth	Sparks from an angle grinder	8 Pumps 1 Support 3 Specials	42 Ffs 5 Officers
Saturday 01/02/2020 13:17	Speedibake Chald Lane Wakefield	Bakery	Wakefield	Cooking	20 Pumps 4 Support 3 Specials	102 Ffs 8 Officers
Monday 23/03/2020 12:29	Deer Hill Reservoir Deer Hill End Road Marsden Huddersfield	Moorland	Slaithwaite	Controlled burning	21 Pumps 5 Support 5 Specials	114 Ffs 6 Officers
Thursday 26/03/2020 12:23	Eastwood Works Eastwood Street Bradford	Derelict Mill	Bradford	Deliberate	8 Pumps 2 Support 4 Specials	48 Ffs 8 Officers
Sunday 29/03/2020 17:14	After Dark White Horse Yard Wakefield	Nightclub	Wakefield	Deliberate	10 Pumps 4 Support 4 Specials	64 Ffs 6 Officers

Further detail on recent six pumps and above fire-related incidents:

Speedibake, Chald Lane, Wakefield

This incident occurred in Wakefield station area and involved an industrial bakery. There was rapid fire spread due to cooking oils being involved.

The initial pre-determined attendance was two pumps from Wakefield and Ossett. At the height of the incident a make pumps 20 message was received by Control and appliances were mobilised from the following stations; Leeds, Garforth, Hunslet, Morley, Stanningley, Killingbeck, Bradford, Rawdon, Huddersfield, Cleckheaton, Skelmanthorpe, Dewsbury, Featherstone, Normanton, Rothwell and South Kirkby.

The following support appliances were also mobilised:

The Command Unit from Pontefract with support from Pontefract, Dewsbury and Moortown, Personal Welfare Unit from Skelmanthorpe, the Hose Laying Unit and support from Mirfield.

Officers were mobilised due to the size of the incident. They were as follows:

Station Manager Thornton, Group Manager Teggart and Area Manager Walker were Incident Commanders, Group Manager Farrell was Silver Command in Control, Station Manager Woodhead was Operational Assurance Officer, Station Manager England was Command Support, Station Manager Atkins was Hazmat and Environmental Protection Officer and Watch Manager Griffiths was Fire Investigation Officer.

The time of call for this incident was 13:16 on 1st February 2020. The stop was on 4th February 2020 at 17:00 and the incident was closed on 5th February 2020 at 08:24.

The fire started in a proofing oven, which then spread to nearby combustible items. Tanks of palm oil became involved which assisted in fire spread. The whole warehouse was involved.

Deer Hill Reservoir, Deer Hill End Road, Marsden, Huddersfield

This incident occurred in Slaithwaite station area and involved moorland. There was rapid fire spread due to strong wind.

The initial pre-determined attendance was two pumps from Slaithwaite and Ossett and the Wildfire Unit with support from Holmfirth. At the height of the incident a make pumps 20 message was received by Control and appliances were mobilised from the following stations; Rastrick, Huddersfield, Skelmanthorpe, Odsal, Halifax, Dewsbury, Morley, Killingbeck, Bradford, Cleckheaton, Illingworth, Dewsbury, Cookridge, Shipley and three appliances from Greater Manchester.

The following support appliances were also mobilised; the Personal Welfare Unit from Skelmanthorpe, the Hose Layer and support from Mirfield, the Command Unit from Pontefract with support from Pontefract, Ossett and Hunslet, the Argocat with support from Todmorden and the Drone from Headquarters.

Officers were mobilised due to the size of the incident. They were as follows; Station Manager Bairstow was the Wildfire Officer, Station Manager Fox was Command Support, Station Manager Bell was Operational Assurance Officer, Station Manager Atkins was Hazmat and Environmental Protection Officer, Group Manager May and Area Manager Butters were Incident Commanders

The time of call for this incident was 12:29 on 23rd March 2020 and the stop message was received by Control on 24th March 2020 at 12.58. The incident was closed on 24th March 2020 at 14:03.

The fire started due to controlled burning getting out of control, which then spread to nearby moorland. High wind assisted in the rapid-fire spread.

Eastwood works, Eastwood, East Bowling, Bradford

This incident occurred in Bradford station area and involved a derelict mill. The initial pre-determined attendance was two pumps from Bradford. At the height of the incident a make pumps eight message was received by Control and appliances from the following stations were mobilised; Odsal, Fairweather Green, Cleckheaton, Stanningley, Morley, Rawdon.

The following support appliances were also mobilised; the Personnel Welfare Unit from Skelmanthorpe, the Hose Laying Unit and support from Mirfield, the Command Unit and assistants from Featherstone, an Aerial from Halifax and Leeds and the Drone from Headquarters.

Officers were mobilised due to the size of the incident. They were as follows; Group Manager Donegan was Incident Commander, Station Manager Cookson was Operational Assurance Officer, Station Manager Earl was Command Support with Station Manager Bairstow shadowing, Station Manager Kovacs was a Working Officer, Station Manager Hannah and Watch Manager Driver were Fire Investigation Officers and Station Manager Metcalfe was Hazmat and Environmental Protection Officer.

The time of call for this incident was on 26th March 2020 at 12:22 and the stop message was received by control on 26th March 2020 at 20:12. The incident was closed on 26th March 2020 at 20:15. The cause is thought to be a heat source and combustibles brought together deliberately.

After Dark, White Horse Yard, Wakefield

This incident occurred in Wakefield station area and involved a four-storey night club. The initial pre-determined attendance was two pumps from Wakefield and Ossett. At the height of the incident a make pumps 10 message was received by Control and appliances from the following stations were mobilised; Normanton, Dewsbury, Rothwell, Hunslet, Morley, Cleckheaton and South Kirkby.

The following support appliances were also mobilised; the Personnel Welfare Unit from Skelmanthorpe, the Hose Laying Unit and support from Mirfield, Command Unit and assistants from Featherstone and the Drone from Headquarters.

Officers were mobilised due to the size of the incident. They were as follows; Group Manager Bush and Station Manager Staples were Incident Commanders, Station Manager Rose was Command Support Officer, Station Manager Metcalfe was Hazmat and Environmental Protection Officer, Station Manager Hawley was Operational Command, Station Manager Houldsworth was Breathing Apparatus Officer, Station Manager Bruce was Operational Assurance Officer and Watch Manager Griffiths was Fire Investigation Officer.

The time of call for this incident was on 29th March 2020 at 17:14 and the stop message was received by Control on the 29th March 2020 at 19:35. The incident was closed on the 29th March 2020 at 22:01. The cause is thought to be a fire in the bin store, started deliberately, which spread to upper floors through gaps and voids. Smoke entered most parts of building.

7. Violence at Work

Attacks on Personnel

There have been 81 incidents reported by West Yorkshire FRS in this financial year so far.

	2011/12	2012/13	2013/14	2014/15	2015/16	2016/17	2017/18	2018/19	2019/20
Attacks on Firefighters	77	40	76	64	60	87	92	75	81

The table below summarises the events reported by firefighters and other staff. Where stations have not reported any incidents, they are not shown within this table.

For clarification, 'stoning' and 'firework' cover any thrown object identified respectively as a stone or firework; and 'missile' covers any other object used as a projectile.

Attacks on Firefighters as a Percentage of Turnouts										
District / Station	No. of Turnouts	Physical Assault	Weapon Brandished	Missile Thrown	Firework Thrown	Stoning	Aggressive Behaviour	Verbal Abuse	Total	Percentage
Bradford District										
Bradford	3329		1	3	3		1	3	11	0.33%
Bingley	469						1		1	0.21%
FWG	1031			2	2	1			5	0.48%
Keighley	704			1	3		1	1	6	0.85%
Odsal	1173	1		2			2	4	9	0.77%
Shipley	1218				2		3		5	0.41%
District Total	8060	1	1	8	10	1	8	8	37	0.46%
Calderdale District										
Halifax	1050		1	2			2	1	6	0.57%
Ilkley	760	1		2	1			2	6	0.79%
District Total	2783	1	1	4	1	0	2	3	12	0.43%
Kirklees District										
Huddersfield	2157						1		1	0.05%
Dewsbury	1687					2		4	6	0.36%
Holmfirth	84	1							1	1.19%
District Total	5524	1	0	0	0	2	1	4	8	0.14%
Leeds District										
Leeds	3896				1				1	0.03%
Cookridge	464						1		1	0.22%
Hunslet	2378						2	2	4	0.17%
Morley	420							1	1	0.24%
Stanningley	821			1			1		2	0.24%
Killingbeck	2105			2		2	1	3	8	0.38%
District Total	12174	0	0	3	1	2	5	6	17	0.14%
Wakefield District										
Wakefield	813		1						1	0.12%
Ossett	675							1	1	0.15%
Pontefract	524						3	2	5	0.95%
District Total	3464	0	1	0	0	0	3	3	7	0.20%
Totals	32153	3	3	15	12	5	19	24	81	0.25%

The above table shows the number of incidents in which firefighters were subjected to violence as a percentage of attendance, by station and by district (0.28% overall). Some stations might appear to suffer a relatively high percentage of attacks, but this is largely due to the number of incidents attended from such stations.

The Chief Fire Officer re-emphasises that even one attack is one too many and that every assistance and encouragement will be given to the police to bring offenders to court. Work is continuing with a variety of agencies from the police and district councils to community groups and youth leaders to address these issues.

District Actions to Address Violence

All districts are undertaking the following actions:

- Communicating a positive image of the Fire Service in the community
- Taking part in community events to support this image
- Asking questions to firefighters at Performance Monitoring Visits (PMVs) regarding the e-learning package that was sent out in relation to reading the body language of persons and diffusing certain situations
- Encouraging all staff to use the SCIP when intelligence or other information is received for risk issues
- Encouraging any watch who place the information on SCIP to email other local stations to alert them to the fact that the address has been added and to make sure that they then view the SCIP for the details
- Consistently promoting the knowledge of Silent Witness cameras with crews and to the public at events etc. to discourage anti-social behaviour
- Where incidents do occur, publicising through the media any arrests made by the police and any sentences given by the courts
- There is a working group established to look at ways of addressing the issues we have experienced over past years in relation to violence to staff and in particular attacks on firefighters. This group will report progress to the Community Safety Committee

Bradford

In Bradford there were 37 attacks on firefighters at incidents, details of which are available from the District Commander. There were no injuries to firefighters during these attacks however there was damage caused to an appliance at two of these instances. At another incident a weapon was brandished at crews.

Calderdale

In Calderdale there were 12 attacks on firefighters at incidents, details of which are available from the District Commander. There were no injuries to firefighters or damage to appliances during these attacks.

Kirklees

In Kirklees there were 8 attacks on firefighters at incidents, details of which are available from the District Commander. At one of these incidents a firefighter was struck by an unknown person causing bruising.

Leeds

In Leeds there were 17 attacks on firefighters at incidents, details of which are available from the District Commander. There were no injuries to firefighters or damage to appliances during these attacks.

Wakefield

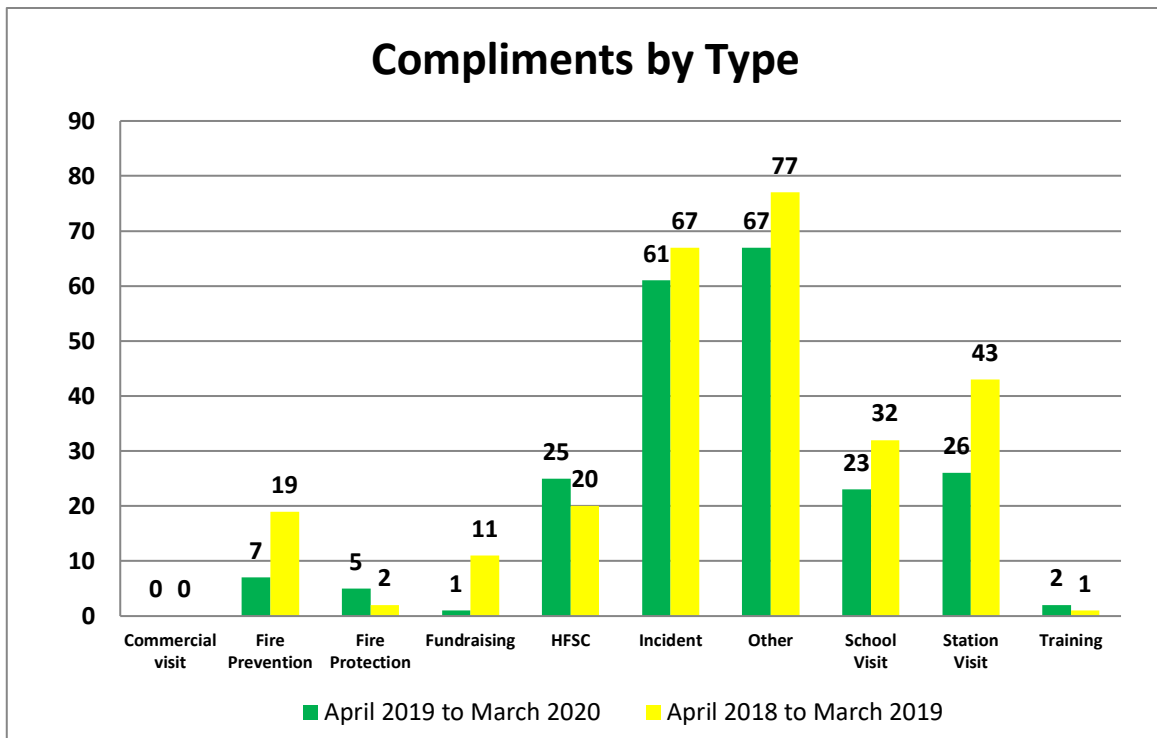
In Wakefield there were 7 attacks on firefighters at incidents, details of which are available from the District Commander. There were no injuries to firefighters or damage to appliances during these attacks.

8. Compliments and Complaints

Compliments

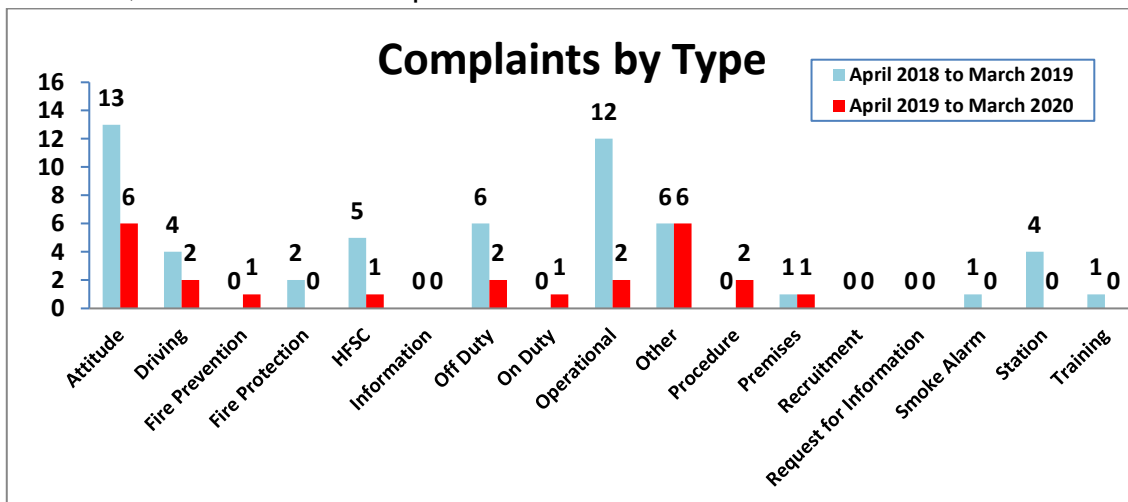
The charts below show by type and the number of compliments and complaints received by West Yorkshire FRS for the period 1 April 2019 to 31 March 2020 and the same period in the year 2018-19.

During this period West Yorkshire FRS has recorded 217 compliments, which is lower than the 272 received in 2018-19.



Complaints

For the period 1 April 2019 to 31 March 2020, we have received 24 complaints, of which 10 were upheld. This compares to 55 received between the same dates in 2018-19, of which 26 were upheld.



All complaints are dealt with in a consistent manner, being fully investigated with appropriate remedial action where necessary.

The table below shows the number of complaints received and upheld from 1 April 2019 to 31 March 2020 and a comparison with the same period during the year 2018-19.

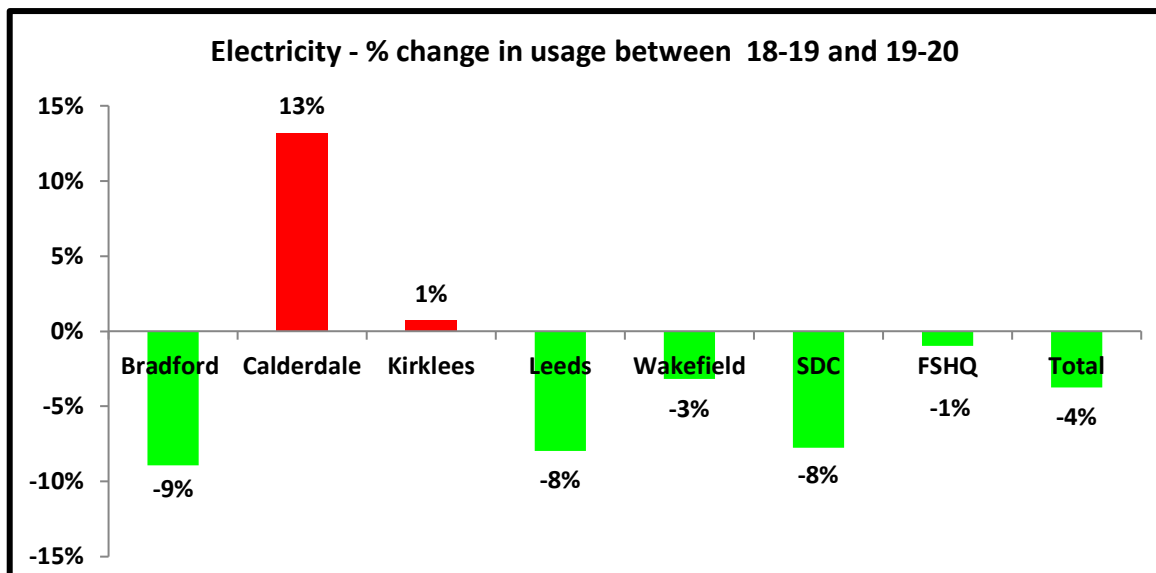
Category	2019-20		2018-19	
	Received	Upheld	Received	Upheld
Attitude	6	3	13	9
Driving	2	1	4	2
Fire Prevention	1	1	0	0
Fire Protection	0	0	2	0
HFSC	1	0	5	0
Information	0	0	0	1
Off Duty	2	2	6	4
On Duty	1	1	0	0
Operational	2	1	12	3
Other	6	0	6	2
Procedure	2	0	0	0
Premises	1	1	1	0
Recruitment	0	0	0	0
Request for Information	0	0	0	0
Smoke Alarm	0	0	1	1
Station	0	0	4	3
Training	0	0	1	1
TOTALS	24	10	55	26

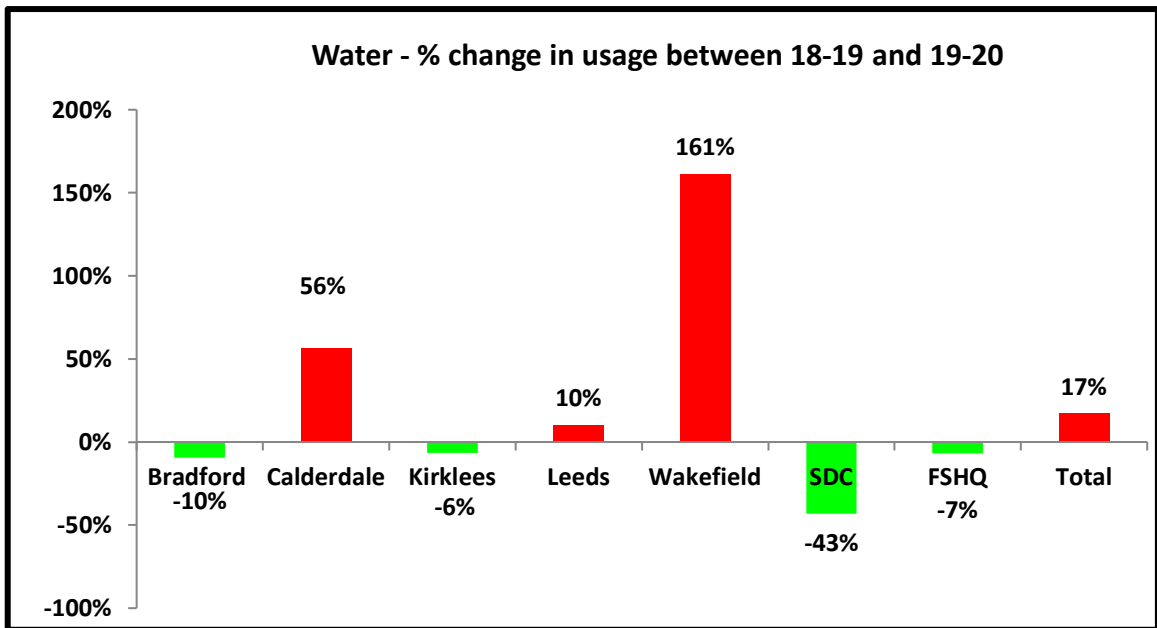
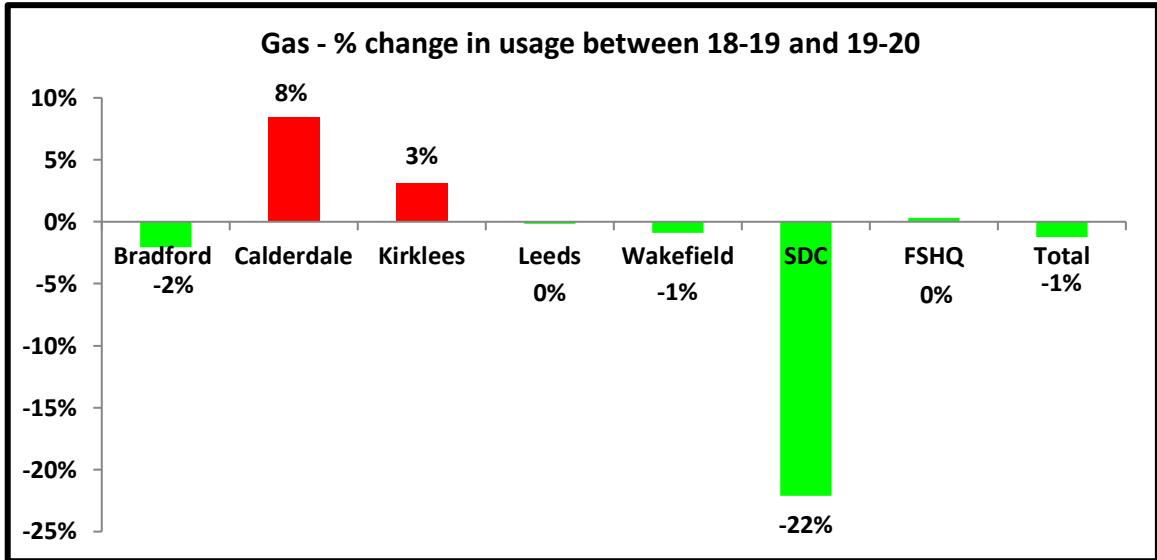
9. Utilities

The table below shows the West Yorkshire Fire and Rescue Service CO₂ emissions from its usage of electricity and gas for the past few years. The 2019-20 figures show an increase in CO₂ emissions of 1.7% from the previous year but is still showing an overall reduction of 46.6% from 2009-10 to the end of 2019-20.

Year	CO ₂ emissions (tonnes)
2009-10	1,786
2010-11	1,751
2011-12	1,533
2012-13	1,318
2013-14	1,256
2014-15	1,204
2015-16	1,055
2016-17	994
2017-18	864
2018-19	938
2019-20	954

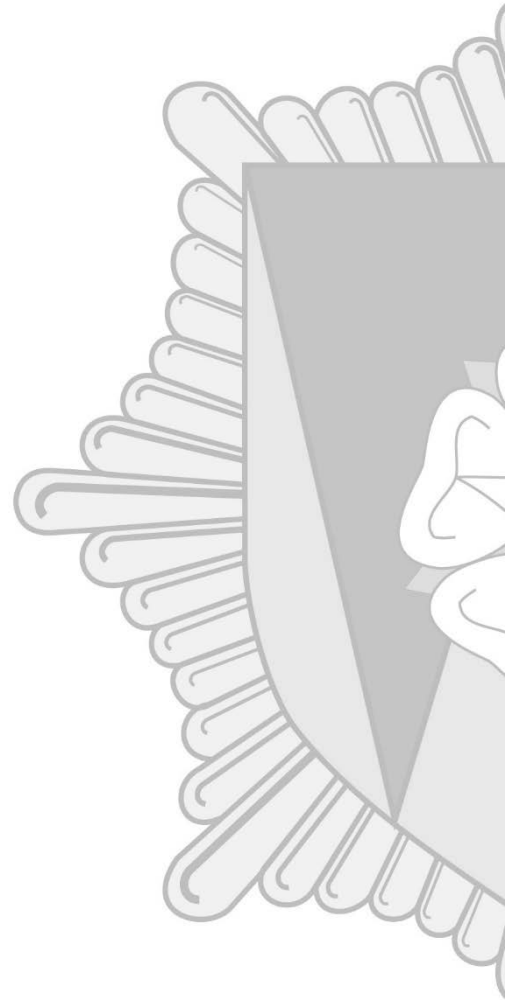
The following charts show the percentage change in usage for electricity, gas and water for the year 2019-20 and the same period 2018–19 for the five districts, Service Delivery Centre and Headquarters.





- Red indicates increase in usage from 2018-19 to 2019-20
- Green indicates decrease in usage from 2018-19 to 2019-20

Note: The large increase in water use in Wakefield District is due to Ossett previously reading the wrong meter since moving into the new station



West Yorkshire Fire and Rescue Service
Oakroyd Hall
Birkenshaw
Bradford BD11 2DY



OFFICIAL

Arson convictions 2019 - 20

Community Safety Committee

Date: 24 July 2020

Agenda Item:

7

Submitted By: Director of Service Delivery

- Purpose** This report gives details of the arson convictions for 2019 / 20, where the Fire Investigation Team from West Yorkshire Fire and Rescue Service (WYFRS) provided expert witness statements to the Crown Prosecution Service.
- Recommendations** That Members of the Community Safety Committee note the contents of this report.
- Summary** The arson convictions where expert witness evidence from our Fire Investigation Officers was used for the prosecution are included within this report.

Local Government (Access to information) Act 1972

Exemption Category: None

Contact Officer:

Scott Donegan – Area Manager Service Delivery
T: 01274 655867
E: Scott.Donegan01@westyorkshire.gov.uk

Background papers open to inspection: None

Annexes: None

1 Introduction

- 1.1 In the year 2019 / 20 WYFRS Fire Investigation Unit Officers (FIOs) investigated the origin, cause and development of fire in 184 incidents. Between the 1st January 2020 and the 31st May 2020, 91 investigations have been carried out.
- 1.2 For a number of these incidents the police require expert witness statements to assist them in the preparation of a case file for consideration by the Crown Prosecution Service (CPS) in relation to individuals being charged with arson offences.
- 1.3 This paper gives details of the cases where expert evidence submitted by the Fire Investigation Team from WYFRS has been used by West Yorkshire Police and the CPS to aid in securing convictions.

2 Information

- 2.1 There are many occasions where an FIO attends court and presents evidence from the witness box. This evidence is subject to cross-examination by the defence legal team.
- 2.2 In 2019 FIOs submitted 52 Section 9 expert witness statements to West Yorkshire Police. To date this has resulted in 13 cases, whereby 15 individuals have been charged. Of the 15 there have been 8 convictions (as at 31 May 2020). Sentencing for these convictions totals 81 years, 18 weeks. Additionally, one person was detained without limit of time.
- 2.3 As of the 31st May 2020, 18 expert witness statements have been provided with case outcomes still pending.
- 2.4 WYFRS continues to provide Fire Investigation Officers 24/7 to a range of incidents to support response arrangements. The FIO's often return to scene and work with Police investigators and/or the Health & Safety Executive to establish the cause of fire.
- 2.5 Understanding the cause of fire also informs our prevention, protection and response activities.
- 2.6 The table below shows the cases for 2019 whereby the Fire Investigation Unit has obtained an update on the outcome from the CPS or West Yorkshire Police.

INCIDENT NUMBER	DATE	LOCATION	PROPERTY & FIRE DETAILS	SENTENCE	CONVICTEE (GENDER)	PRISON/ COMMUNITY SENTENCE	OTHER DETAILS
1947000167 3 MARSLAND STREET, WAKEFIELD	Jan '19	Wakefield	House	Arson	M	5 years	
1947001466 5 BEVERLEY AVENUE WYKE BRADFORD	Jan '19	Bradford	House	Bradford Crown Court Arson - Reckless	M	12-month referral order, £85 costs, £20 Victim Surcharge	
1947007643 50 NOTTINGHAM STREET BRADFORD	April '19	Bradford	Flat	Bradford Crown Court Arson - Reckless	M	20 months imprisonment	
1947007810 ELMHURST CLOSE ALWOODLEY	April '19	Leeds	House	Leeds Crown Court Arson - Reckless	M	Hospital Order to be detained without limit of time.	Restriction Order under s.41 of Mental Health Act 1983
1947006833 ST WILFRIDS CR LEEDS	April '19	Leeds	House	Leeds Magistrates Arson Reckless	M	Charged – awaiting trial outcome	
1947010463 CLYDE GRANGE	May'19	Leeds	Flat	Leeds Crown Court Arson - Reckless	M	Charged – Awaiting trial date	
1947013697 LEEDS ROAD HUDDERSFIELD HD2 1XT	June '19	Hudds	House	Arson with Intent to endanger life	M	Charged – awaiting trial outcome	
1947013702 HUDDERSFIELD ROAD MIRFIELD	June '19	Hudds	House	Arson with Intent to endanger life	M	Charged – awaiting trial outcome	

1947016140 BECKLIN CTR	July '19	Leeds	Hospital	CPS decision - No further action	F	CPS decision - No further action	
1947016006 12 FAIRBAIRN RESIDENCES	July '19	Leeds	Flats x 2	Leeds Crown Court Arson - Reckless	M	Charged – awaiting trial outcome	
1947016521 KINSLEY CHURCH APARTMENTS	July '19	Wakefield	Flat	Leeds Crown Court Arson - Reckless	F	18 weeks	
1947018140 HUDSON GROVE	Aug '19	Leeds	House	Leeds Crown Court Arson - Reckless	M	Guilty – awaiting sentence	
1947020998 BRIGHTON ST.WF	Sept '19	Wakefield	House	Leeds Crown Court Murder	M	3 Convictions 27 years min 27 years min 21 years min	

3 Financial Implications

3.1 There are no financial implications arising from this report.

4 Legal Implications

4.1 The Chief Legal & Governance Officer has considered this report and has no observations to make at the time of submission of this report but may provide legal advice at the committee meeting and/or respond to any requests by Members for legal advice made at the meeting.

5 Human Resource and Diversity Implications

5.1 There are no human resource or diversity implications arising from this report.

6 Health, Safety and Wellbeing Implications

- 6.1 The health and safety of our staff attending incidents is our priority. We ensure that Fire Investigators work in pairs where possible and they also work alongside Police investigation teams at more serious incidents.
- 6.2 The Fire Investigation Officer team are often left at the scene of the most harrowing incidents. In addition to regular contact when they are on-scene, a thorough mental health support programme has been established.

7 Your Fire and Rescue Service priorities

- 7.1 This report links with the key 2020 – 23 service priorities below:
- Reduce the risks to the communities of West Yorkshire
 - Support, develop and enable our people to be at their best
 - We will continue to develop ways of working which improve the safety & effectiveness of our firefighters

8 Conclusion

8.1 The Fire Investigation Officers working within WYFRS are often provide vital evidence at court for criminal prosecution of arson cases. Their training and experience of dealing with fire investigation work is an essential element of the judicial process.



OFFICIAL

Service Delivery Spotlight On Case Studies

Community Safety Committee

Date: 24 July 2020

Agenda Item:

8

Submitted By: Director of Service Delivery

Purpose	To provide Members with examples of how the service meets the needs of vulnerable people within the community in its service delivery functions of prevention, protection and response.
Recommendations	That Members of the Community Safety Committee note the contents of this report
Summary	The 'Spotlight On' case studies highlight just some of the excellent work that is being delivered across the communities of West Yorkshire.

Local Government (Access to information) Act 1972

Exemption Category: None

Contact Officer: Scott Donegan, Area Manager Service Delivery
T:01274 655867
E:Scott.Donegan01@westyorksfire.gov.uk

Background papers open to inspection: None

Annexes: Youth Intervention team and District COVID19 examples

1 Introduction

- 1.1 WYFRS is committed to meeting the needs of West Yorkshire's diverse communities. Members are aware that we direct our resources particularly towards the most vulnerable groups and individuals who are most at risk because of their lifestyles, behaviours or the way their protected characteristics, such as race, or religion or belief, influence their day-to-day life.
- 1.2 The Spotlight On case studies allow the Service to demonstrate to Members of the Community Safety Committee how we often go above and beyond in order to provide an excellent service to the people of West Yorkshire and keep vulnerable people safe

2 Information

- 2.1 The cases attached to this report showcase how our staff are working across districts in order to reduce risk and where required, respond to emergencies to provide a first-class service to people in their time of need.
- 2.2 Since March 2020 staff from each of the districts have been working in the community as part of the multiagency response to the Covid Pandemic. WYFRS staff have provided support to individuals directly and have volunteered to take up more structured roles to deliver our partner's services such as pharmacy deliveries and ambulance driving.

3 Financial Implications

- 3.1 There are no financial implications arising from this report. The activities carried out in the development of the work described come from existing revenue budgets and are supporting through collaboration with key partners.

4 Legal Implications

- 4.1 The Chief Legal & Governance Officer has considered this report and has no observations to make at the time of submission of this report but may provide legal advice at the committee meeting and/or respond to any requests by members for legal advice made at the meeting.

5 Human Resource and Diversity Implications

- 5.1 The 'Spotlight On' Case studies illustrate how the WYFRS has worked under a National tripartite agreement to operate outside of our normal ways of working to mitigate the impact from the Covid Pandemic.

6 Health, Safety and Wellbeing Implications

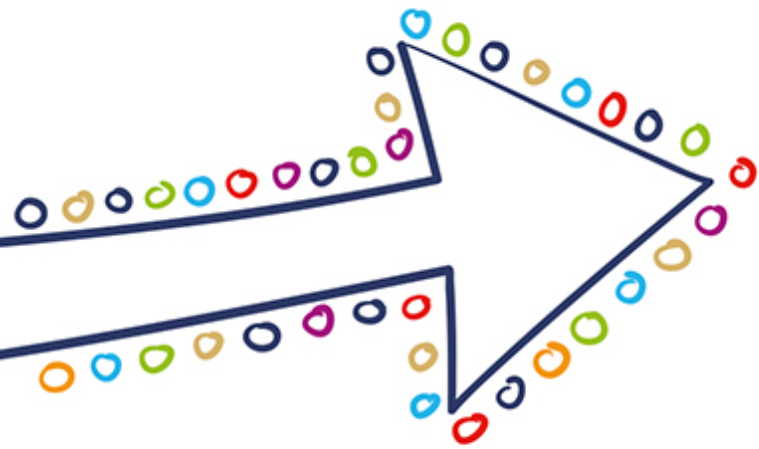
- 6.1 The activities described will hopefully continue to improve the health and safety of target groups across the respective districts. All such initiatives will have a focus around our key service priorities.
- 6.2 There are clear links between the social isolation resulting from the Covid Pandemic and mental health, particularly in young people. The 'Spotlight On' submitted by the Youth Intervention Team demonstrates the innovative approach being developed to provide support through the crisis.

7 Environmental implications

- 7.1 There are no direct environmental implications arising directly from this report.

8 Your Fire & Rescue Service priorities

- 7.1 The Spotlight On case studies attached provide examples of how we deliver against the following key service priorities 2020 - 23:
- We will reduce the risks to the communities of West Yorkshire
 - We will work efficiently to provide value for money and make the best use of reserves to provide an effective service
 - We will be innovative and work smarter throughout the service
 - We will support, develop and enable our people to be at their best
 - We will continue working towards delivering a more inclusive workforce, which reflects and serves the needs of the diverse communities of West Yorkshire



Spotlight on...

Youth Interventions and Prince's Trust Team Delivery



➔ What was the need, how was it identified?

As our next Prince's Trust programme starts to take shape, I thought it would be nice to give a review of how our Team 4 programme ended.

15 young people embarked on their journey which started in January, and we had an impressive 12 complete their course under some rather unusual circumstances. Weeks 1-9 followed the usual style of the course, and they got to enjoy a multitude of positive experiences such as; charity fund-raising, volunteering, work experience and the eagerly awaited residential. It was an impressive sight watching Dewsbury Elim Church receive a full and professional make-over from all our young people and staff. The service users of the church were extremely grateful for all their hard work, and it was good to see some fantastic skills and talents lie within our group.

Unfortunately, as you will all be very aware, the majority of education providers and courses were forced to grind to an abrupt halt after the serious outbreak of COVID-19. Within a couple of days during the middle of week 9 out of 12, we had been given the instructions that our course was no longer able to run from Dewsbury Station. Understandably, our students and staff were gutted. Despite being presented with an obstacle none of us had faced before, we acted quickly to ensure the students' hard work over the past weeks would not go to waste.

➔ What did we do?

Re-design the final weeks in a purely digital/distance learning format

By the time week 10 had commenced, a 'virtual' course had been designed and created allowing the students to be able to successfully complete their final 3 weeks. After some seriously long hours, a whole load of resources, timetables and work sheets had been designed and printed ready for the students to carry on as normal!

Week 10:

- students submitted CV's for staff to add improvements for future job/apprenticeship/college applications
- students submitted proof of 2 applications to a relevant course, job or apprenticeship
- telephone mock interviews completed and feedback given

Week 11:

- staff created a mixture of basic items to be included in 'corona survival packs'
- young people then created, bought or asked for donations for further items to be included in their packs.
- Each young person created 6 packs with some lovely, thoughtful items inside.

Week 12:



- All folder work from weeks 9, 10, 11 and 12 completed
- Usually a final presentation would be done at Dewsbury station with friends, family and WYFRS employees attending however, we improvised and got each young person to send a video of themselves talking about their time on the Team programme.

What difference did we make?

At a critical time, we were able to continue supporting vulnerable young people. Particularly in a stage which has been proven to take its toll on their mental health.

We not only continued with their course education, but we offered support, and went above and beyond to ensure resources, exercises, and activities to boost esteem and positivity were given out on a daily basis. Weekly check-ins have been done consistently too.

What are the keys to our success?

Having a dedicated, passionate and enthusiastic team of people who are committed to improving the lives of young people across West Yorkshire. The period of uncertainty has been used to maximum benefit with those staff involved in the delivery of our Team programme going above and beyond to ensure young people utilised their time wisely.

What are we doing next?

Our next Prince's Trust programme is due to commence on Monday 29th June, which will see our very first all-digital programme be rolled out for the next cohort of young people. We will keep you up to date via our media streams on Twitter and Facebook, so please give them a follow to see their fantastic work over the next 8 weeks!

Contact



Name: Emily Gilfillan



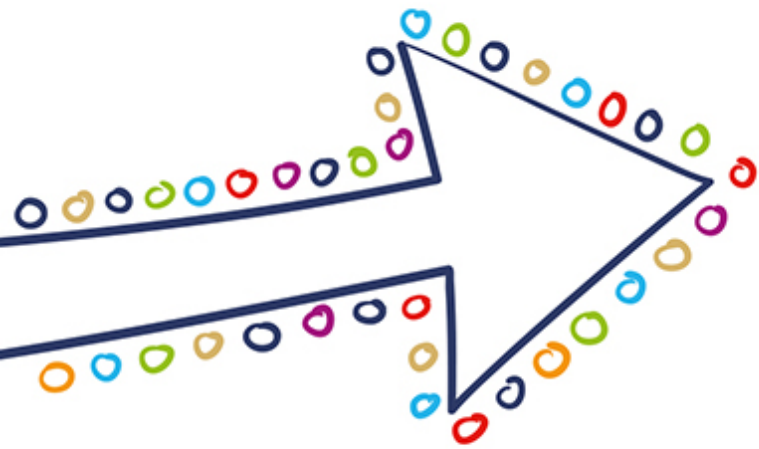
Telephone: 07917 332351



Email address:
Emily.Gilfillan@westyorksfire.gov.uk







Spotlight on...



West Yorkshire
Fire & Rescue Service

Medicine, food and PPE deliveries Bradford District

➔ What was the need, how was it identified?

The COVID pandemic has brought about many challenges to different areas of the public sector. Staff members self-isolating and shielding to maintain their health and wellbeing has left some organisations with areas where they required support to provide essential functions.

Through the Gold level (Strategic) group which includes representation from local authority, NHS trusts and CCGs, we identified an opportunity where we could offer our support to partners.

One particular area where we felt we could support the most vulnerable people in Bradford was providing a delivery service for essentials such as food or medicines. The staffing levels at some pharmacies had been affected by staff shielding or isolating which resulted in lack of appropriately trained and trusted drivers. The geographical area covered all of Bradford district and occasionally crossed over in to North Yorkshire.


➔ What did we do?

We arranged a meeting with the Community Pharmacy Network who provide governance and support to the local pharmacists that the communities use across West Yorkshire. Complexities around the legal aspects

concerning medicine deliveries, GDPR and the risk assessment process were discussed. These set the foundations for making more formal arrangements with our volunteer network across Bradford District's fire stations. The District team supported the development of a guidance document for volunteers undertaking delivery tasks which included the type of PPE and the risk assessments for the process.

To coordinate requests from partners, we established the Bradford District Corona Support Cell which was staffed by the District team. One of the challenges was to provide support to partners whilst ensuring fire cover was not impacted across Bradford. Our fire prevention vans were distributed across fire stations ready for deliveries.

Every morning our fire stations were contacted to check the availability of on duty volunteers for the delivery jobs that would be requested that day. We maintained a flexible approach by using our fire station personnel in the first instance, but had the ability to request volunteers from other departments in the organisation. This allowed us to cope with changes in demand and allocate resources accordingly.



➔ What difference did we make?

By providing support for hundreds of deliveries across Bradford district we have assisted our partners to maintain essential services to the most vulnerable in our communities. Medicines, food and essential PPE have been distributed using a network of fire service volunteers whilst maintaining fire cover. The people in our community have responded positively to our support and have thanked the teams and individuals involved for helping and supporting them at this challenging time.

➔ What are the keys to our success?

Working with our partners to maintain essential services to our communities has been key to our success, although it would not have been possible without the flexible approach from our teams. Fire crews have been innovative and developed local initiatives, worked outside their usual roles and responsibilities to help people during the crisis. It's down to their hard work and ability to adapt that we have been able to provide help across the district.

➔ What are we doing next?


We continue to provide support across the district, working with our partners to provide essential services. We will review the projects that have taken place and learn from our experiences.



Other volunteering carried out by Bradford District to support our community during Covid 19 involved:

- Silsden station initiatives such as setting up a shopping collection and delivery service for people in the local community.
- Delivery of Easter celebration treats to children in hospital and our NHS partners
- Delivery of PPE for care homes across Bradford
- Redistribution of food donated to food banks

🚒🚒 Great work by Jack, Danielle and Stuart who have been out buying/ delivering food in Silsden to those who can't get out due to the virus. 🚒🚒



➔ Contact



Name: District Commander Benjy Bush



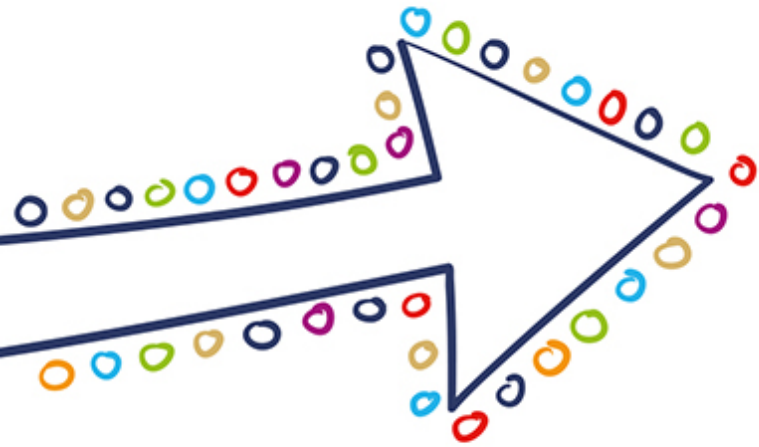
Telephone: 07775 221 461



Email address:

Ben.Bush01@westyorkshire.gov.uk





Spotlight on...

Calderdale



➡ What was the need, how was it identified?

Request from Calderdale Council via the weekly Gold Partnership Covid-19 Group to host a Covid-19 testing centre at Halifax Fire Station in the car park.

Request from Calderdale Council via the weekly Silver Partnership Covid-19 Group to assist transporting food parcels to vulnerable members of the Calderdale community

Request from Calderdale Council via the weekly Silver Partnership Covid-19 Group to assist in a partnership patrol with Police/ Calderdale Council to local beauty spot regarding reports of large numbers of people congregating

Request from Calderdale Council via the weekly Silver Partnership Covid-19 Group to assist transporting medical supplies to vulnerable members of the Calderdale community

Staff across the district volunteered their services for a number of across the region to support Local Authorities through the Covid-19 pandemic.

➡ What did we do?

We worked with the Council to identify an appropriate location in the car park at Halifax Faire Station to set up a mobile testing station for Covid-19

61 food parcels delivered to members of the community in Calderdale

Calderdale crews were supporting the Council patrolling certain areas spreading wildfire, social distancing and unnecessary travel messages.

Medical supplies delivered to members of the community in Calderdale

Staff signed up to support Local Authorities which was managed centrally by the COVID Cell



➔ What difference did we make?

By providing support for hundreds of deliveries across Calderdale we have assisted our partners to maintain essential services to the most vulnerable in our communities.

Attending Clap for Carer Events has shown how much the WYFRS values the contribution made by all key workers across our communities

➔ What are the keys to our success?

Calderdale District have a close working relationship with the Local Authority and through regular communication at weekly Gold/Silver Partnership Covid-19 Group meetings.

➔ What are we doing next?

Calderdale District will continue to support the Local Authority through the recovery phase of Covid- 19.

➔ Contact



Group Manager Damian Brown

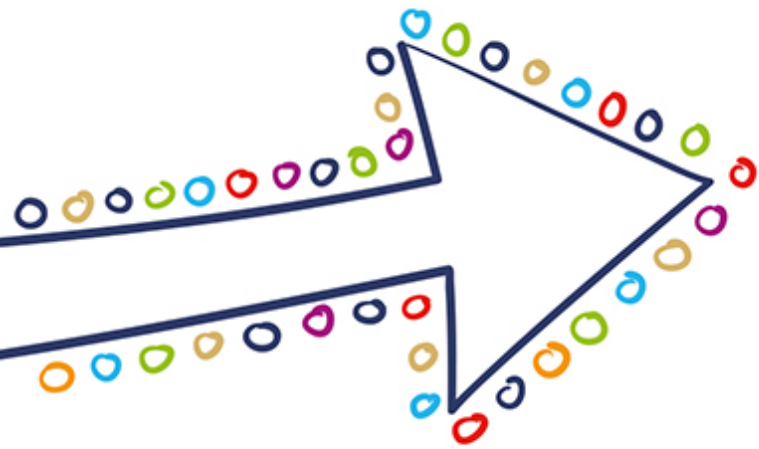


Telephone 01422 386 860



Email address
Damian.Brown@westyorksfire.gov.uk





Spotlight on...



West Yorkshire
Fire & Rescue Service

PPE deliveries across the region Kirklees district



What was the need, how was it identified?

During the COVID-19 pandemic the NHS has been extremely stretched as a service and it soon became clear there was a difficulty with supplying front line emergency workers with PPE.

The government nominated Kirklees council to be a main distributor hub for the region. Working with the Local Resilience Forum Kirklees district became an integral contributor to coordinating the regional PPE distribution, with DC Toby May assigned ADC Clare Hesselwood to help coordinate logistics for Kirklees council in a temporary secondment.

The task was clear, to provide our NHS partners and other care providers such as care homes with vital PPE such as masks aprons and gloves, so they could be safe whilst giving essential medical care.

But with no current way to do this, this meant starting from scratch and designing a full supply chain management process.



What did we do?

Determine customer demand

The Kirklees PPE distribution team lead by Rob Dalby (Green spaces operations manager), firstly had to estimate the customer demand so they could fulfil orders, and what did each hospital or care provider

require considering the standard of PPE and the quantity.

The team reviewed resources available and which council and partner services could support taking orders. Infection Control was predesignated as taking on this responsibility making a more robust central place to collect all orders which came in and an ordering system was designed to track deliveries from receipt to distribution.

ADC Clare Hesselwood was responsible for the overall logistics and resource management for the team. Which involved warehouse design and management, one example was designing a one-way traffic system that ensured COVID-19 precautions were in place providing minimum contact for pickers, packers and delivery drivers.

Air shipment schedule and accepting consignments

The military had the job of flying PPE in to Leeds Bradford airport, times and dates in the initial phase were sporadic meaning the Kirklees team had to adapt to a 'on demand' system with 24/7 rota for all roles and responsibilities involved. These roles included, consignment supervisor, warehouse marshall, security, pickers, packers, forklift and delivery drivers. WC Craig Gant played a major role in coordinating staffing, using on duty operational crews to reassigned staff, to volunteers, as Kirklees fulfilled a combination of roles on a daily basis and supplied an 'out of office hours' resilience cover.



➔ What difference did we make?

At a critical time, we were able to support our NHS partners and support the prevention of and spread of COVID-19 keeping West Yorkshire safer by supplying essential PPE, whilst still maintaining our service delivery.

➔ What are the keys to our success?

Releasing key people to work more integrated within council services, led to a 'one team' working approach. Proving we need less barriers between services, for example ADC Clare Hesselwood was considered one of the council staff and thus given full privileges such as, ID, data system and working on the ordering system, document and risk assessments. We also contributed by allocating some of our modified staff to work in the warehouse with KNH, on a part-time basis.

Social media coordination by DPM Tanya Simmons aided in attracting volunteers and support from our partners and local community.

➔ What are we doing next?

Working with our partners in COVID-19 strategic and Tactical recovery groups to harness the learning from this period and to work towards maintaining the integrated partnership approach.



Other volunteering carried out by Kirklees District to support our community during Covid 19 involved:

- Community food bank at Slaithwaite
- Delivery of food parcels to food bank hubs within Huddersfield and Dewsbury
- Delivery of prescription medication and shopping with Skelmanthorpe



➔ Contact



Name: DC Toby May

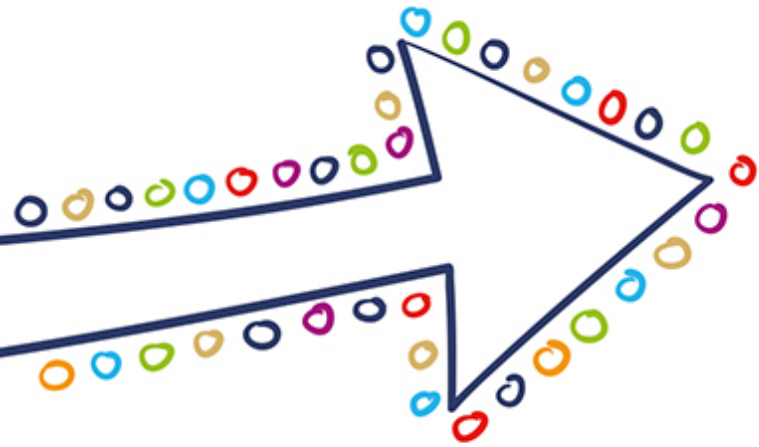


Telephone: 07810187366



Email address:
Toby.May01@westyorksfire.gov.uk





Spotlight on...

Volunteering during Covid 19 Leeds District



➔ What was the need, how was it identified?

During the Covid 19 pandemic, it was identified that WYFRS could support their local community and partner organisations in a number of ways. Leeds district identified that they could do this by assisting local pharmacies with prescription deliveries, food hubs with packing and deliveries, local initiatives in the assembly of face shields and support YAS with an alternative response scheme.

➔ What did we do?

- Food Deliveries – Several stations including, Killingbeck, Stanningley, Cookridge, Otley, Rawdon and Hunslet, have supported local 3rd sector groups such as OPAL and food hubs such as Catch with the delivery of food parcels to vulnerable members of the community.
- Medical Deliveries – Morley and Otley have supported local pharmacies with the delivery of prescriptions to those most in need within their community.
- Face Shields – Killingbeck Fire Station assembled shields for use in the NHS.
- YAS Falls Response – 14 support staff have volunteered to respond to YAS calls where the person just needs help to get back up and has no medical requirements.



➔ What difference did we make?

Over 100 vulnerable individuals and families have been delivered food parcels or prescriptions to help them and our partner organisations through this difficult time. Hunslet fire station worked closely with the local food hub to reach these people. Over 600 face shields were assembled in support of Carr Manor High School and the NHS during the period. Collection of the kit supplied by Carr Manor students was taken to Killingbeck fire station where Morley and Otley have maintained close contact with their local pharmacies to ensure key prescriptions have reached shielding members of the community during the period. Over 20 deliveries have been made and the recipients have been very thankful of the service provided. So far, the falls response volunteers have been on rota to respond to falls calls since the 15th May. Supporting our partners at Yorkshire Ambulance Service (YAS), attending the homes of people who have fallen and are not injured, this alternative response service can provide YAS with the means to prioritise cases and still reach those in need of non-emergency care. Volunteers, who have been appropriately trained by YAS, use inflatable lifting equipment to help patients who simply require

some assistance in getting back on their feet. The fire service already offers education and advice on falls prevention as part of the current Safe and Well home visits and are able to make referrals through existing pathways, providing further vital prevention messages when delivering this service.

➔ What are the keys to our success?

Leeds District have a close working relationship with Leeds City Council and through regular communication at weekly Gold/Silver Partnership Covid-19 Group meetings.

➔ Contact



Group Manager Andy Farrell

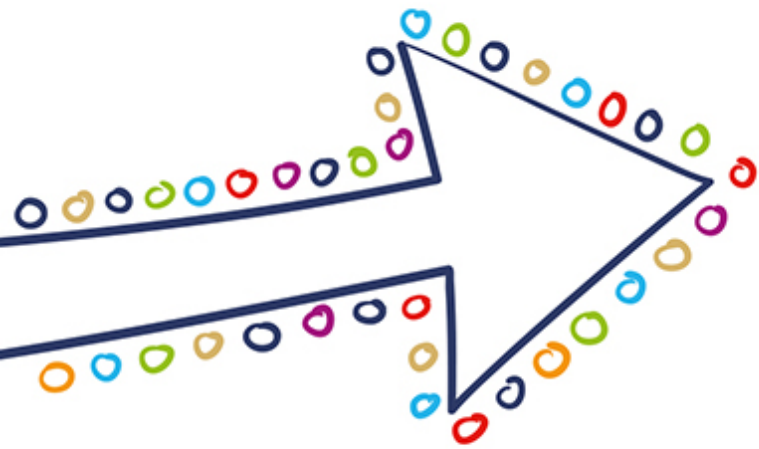


Telephone 0113 290 4830



Email address
Andrew.Farrell@westyorksfire.gov.uk





Spotlight on...



Wakefield District - Rise to The Challenge of Covid 19

➔ What was the need, how was it identified?

To meet the challenge presented by COVID 19 Wakefield District answered the call to volunteer

The need to protect and support our friends and colleagues within the NHS and Social Care Sector was recognised as a national call to arms and within Wakefield District we collaborated with partners and shared information to identify those most vulnerable and isolated in order to reconnect those individuals and support through the challenging times ahead



➔ What did we do?

We reached out to our partners both statutory and third sector and agreed standard operating procedures to provide volunteers to deliver much needed food parcels; medications and essential living items e.g.

- Community Pharmacy of West Yorkshire – 76 pharmacies within Wakefield – Featherstone crews pro-actively delivering on a regular basis
- Individual private pharmacies
- Community Anchors – linking in with a number of our community centres – to deliver food parcels and medications to vulnerable families Delivering food parcels

and essential living items to disadvantaged families within a number of the station grounds - The Addy Playground Group Knottingley; St Catherine's and Eastmoor Community Centres Wakefield by Wakefield and Pontefract Crews

- Driving NHS staff across the district to patients requiring support and treatment for Covid 19
- Providing resources to support and carry out duties from the newly created Mortuary at Stourton
- Sharing data with our intelligence partners within Wakefield Council to identify the most at risk and using data to inform decision making. This ensured that every effort was being made to find those most vulnerable and isolated within our community and to reach out offering support to get them through one of the most unprecedented challenges we have faced in our lifetime



➔ **What difference did we make?**

We made a huge difference supporting partners to extend their capacity to reach vulnerable individuals within the community and in turn to enable our staff to reach those community members shielding and struggling to deal with the challenges Covid 19 was presenting with much needed foods and medication



“

Together we will defeat Covid 19

”

➔ What are the keys to our success?

The key to our success was effective communication and partnership working. This enabled staff within the district to meet the targets and the demands of reaching the most vulnerable. This coupled with their tireless enthusiasm and professionalism gave partners and community members alike the confidence to know that we could deliver a safe, secure and trusted service

➔ What are we doing next?



We are continuing to support the NHS, Social Care and our local Community and extending our reach with our community assets and anchors. Moving forwards this will enable us to build

resilience within these groups to meet future challenges together

➔ Contact



Name DPM Donna Wagner



Telephone 01924 237340 or 07825 367537



Donna.wagner@westyorksfire.gov.uk





OFFICIAL

Safeguarding activity update

Community Safety Committee

Date: 24 July 2020

Agenda Item:

9

Submitted By: Director of Service Delivery

Purpose	To inform Community Safety Committee of the safeguarding activity undertaken during 2019 under the West Yorkshire Fire and Rescue Service (WYFRS) Safeguarding Procedure.
Recommendations	Community Safety Committee to note the information in this report and continue to promote the Authority's commitment to safeguarding vulnerable people in West Yorkshire.
Summary	<p>168 cases have generated a Cause for Concern in the period 1 January 2019 to 31 December 2019.</p> <p>103 people were identified as requiring safeguarding and referred to the local authority safeguarding team and 58 were identified as vulnerable individuals requiring additional support from WYFRS. 2 cases were identified as Soft Intelligence.</p>

Local Government (Access to information) Act 1972

Exemption Category: None

Contact Officer: Claire Tabert, Policy and Information Coordinator
T: 0113 3875731
E: Claire.tabert@westyorksfire.gov.uk

Background papers open to inspection: WYFRS Safeguarding Policy PRE-POL-002
WYFRS Safeguarding Procedure PRE-PRO-002

Annexes: None

1 Safeguarding Policy and Process

- 1.1 In November 2019, a new safeguarding policy and supporting procedural document were introduced. The WYFRS safeguarding process is about recognising when children and vulnerable adults may be at risk from abuse or neglect and are unable to protect themselves from significant harm or exploitation; once identified it is our responsibility to report our concern.
- 1.2 The new policy outlines our approach and introduced the concept of soft intelligence which refers to information we see, hear or sense where we believe someone may be at a potential risk of abuse from honour-based violence, human trafficking, intrafamilial abuse, child sexual exploitation, forced marriage, forced labour, domestic servitude and hate crime. This information may not, by itself, be enough for us to raise a safeguarding cause for concern but, when put together with other information held by our partners, indicates that abuse is taking place or is likely to take place. We will share this information with the relevant authority as soft intelligence.
- 1.3 The new process document outlines the detail referred to in 1.4. below and provides additional guidance for staff on gaining consent from the person at risk, how to support or reassure the person at risk about the process and if appropriate, how to over-ride consent.
- 1.4 Once a Cause for Concern or some soft intelligence has been identified by a member of staff, advice is sought by a designated safeguarding advisor (normally a district prevention manager during office hours and a first call group manager out-of-hours). Following receipt of the advice, the member of staff will complete and submit a cause for concern form. The district prevention manager for the district in which the cause for concern has been identified will decide whether the individual is someone at risk of harm, abuse or neglect. Having reviewed the available information, the concern is passed to the appropriate local authority safeguarding unit or if soft intelligence, to the police. If person is not considered to be at risk but still requires additional support, the case will be routed to the appropriate WYFRS officer to access appropriate services from local partners.

2 Safeguarding audit process

- 2.1. Safeguarding audit review meetings are held quarterly. They are chaired by the Prevention Manager and attended by the two central prevention team managers, fire prevention team supervisor and the policy and information coordinator. District prevention managers also attend on a nominated basis.
- 2.2. The purpose of the audit is to determine whether the
 - Cause for Concern/Soft Intelligence has been identified and raised correctly
 - Appropriate and accurate notes have been recorded on the form by the raiser to enable decisions to be made
 - Appropriate actions were taken and recorded during the interaction with the individual identified
 - Advice was sought from the designated advisor
 - The decision to escalate to safeguarding has been taken correctly by the designated manager
 - Outcomes have been recorded in a suitable format
 - Appropriate feedback was given to the raiser
 - Process was followed and in a timely way.

- 2.3. After the review of each case, where appropriate, feedback is sent to the relevant designated safeguarding officer, normally the district prevention manager; they will follow-up any training or learning development issues with the individual prevention team member or the relevant watch manager.

3 Results of the audit

- 3.1. For the year 1 January 2019 to 31 December 2019, 168 Cause for Concern cases were raised by WYFRS personnel. 103 (61.3%) of these cases were subsequently assessed as having a safeguarding issue and 58 (34.5%) were assessed as vulnerable individuals in need of support. A further 5 records were uncategorised¹ or duplicated. 2 (1.2%) cases were categorised as soft intelligence. 49.4% of the individuals identified were female, 50% were male and 1 person was not identified.
- 3.2. The total number of cases raised during the year represents a 50% increase on the previous calendar year, 2018. It is assumed the delivery of the Safe and Well Training Programme which completed in April 2019 has led to an increase in the confidence and knowledge of operational and prevention staff about the vulnerabilities people may face and the availability of partner support services in the local area.
- 3.3. Table 1 shows that 15.4% of the concerns raised were about children aged 0 – 19. However, 59.6% of the concerns raised were about adults aged 50 and over.

Table 1: Causes for Concern raised – by Age

District	Number of concerns raised	Age					
		5 and under	6 -19	20-29	30-49	50 -64	65 and over
Bradford	23	0	3	1	4	2	13
Calderdale	58	4	1	4	7	12	30
Kirklees	19	2	3	3	3	4	4
Leeds	62	4	7	7	6	13	21
Wakefield	6	0	2	1	2	0	1
Total	168 ²	10	16	16	22	31	69
	100%	5.9%	9.5%	9.5%	13.1%	18.5%	41.1%

- 3.4. Columns 1 and 2 in Table 2 shows the decisions made by the designated managers across the five districts. Leeds(88.7%) and Wakefield(100%) districts demonstrate that a significantly high proportion of the cases are passed onto the relevant local authority safeguarding teams. Bradford (52.2%) and Kirklees (52.6%) districts districts have just over half of their Cause for Concerns initially accepted by the safeguarding teams. Calderdale has 34.5% accepted.
- 3.5. The figures in Calderdale in particular, may highlight a learning need about the safeguarding process which will be addressed shortly via the e-learning course which will

¹ Definition of uncategorised – a case where the field on the Cause for Concern form has been left blank by the raiser and the designated officer.

² In four cases the age range had not been identified

has recently been released. Over time, as staff confidence and knowledge grows, we would expect the number of cases assessed by the designated managers as vulnerable people to reduce. However, staff are always encouraged to raise a Cause for Concern if they are unsure about a situation.

- 3.6. For information, the two cases raised as soft intelligence were duplicated and incorrectly raised.

Table 2: Decisions made by Designated Safeguarding Managers – By Adult/Child status

District	Column 1 No. of Cause for Concerns raised	Column 2 % of total no. in district	Column 3 Adults	Column 4 Children
Bradford Total	23		20	3
Safeguarding	12	52.2	9	3
Vulnerable Person	9	39.1	9	0
Uncategorised ³	2	8.7	2	0
Calderdale Total	58		53	5
Safeguarding	20	34.5	15	5
Vulnerable Person	35	60.3	35	0
Soft Intelligence	2	3.5	2	0
Uncategorised	1	1.7	1	0
Kirklees Total	19		14	5
Safeguarding	10	52.6	8	2
Vulnerable Person	7	36.9	5	2
Uncategorised	2	10.5	1	1
Leeds Total	62		51	11
Safeguarding	55	88.7	45	10
Vulnerable Person	7	11.3	6	1
Wakefield Total	6		4	2
Safeguarding	6	100.0	4	2
Vulnerable Person	0	0.0	2	0
TOTAL	168		142	26

- 3.6. During 2019, the auditing panel, which meets quarterly changed its methodology to a sampling basis. 52 cases were audited. Generally, the standard of completion of the Cause for Concern forms has improved during 2019. Table 3 shows the type of errors or issues were found. Feedback, when necessary, is passed to the individual raiser via the district prevention managers. Feedback to the designated safeguarding manager is made via the nominated district prevention manager.

Table 3: Audit report by issue type July – December 2019

³ Definition of uncategorised – a case where the field on the Cause for Concern form has been left blank by the raiser and the designated officer.

Issue type	Number
Raiser notes had inadequate information	7
Raiser notes used inappropriate language	7
Raiser notes contained too much information	4
Safeguarding process was not followed correctly	7
Safeguarding process was not followed in a timely manner	1
Designated Safeguarding Manager: Feedback to raiser is missing	2
Designated Safeguarding Manager: Incorrect decision made	3
Designated Safeguarding Manager: Outcome information missing	3
Designated Safeguarding Manager: Outcome - too much information	4

4 Training

4.1 Following publication of the revised safeguarding procedural document, the following training has been developed and/or delivered

- A session was delivered by Bradford Safeguarding Adults and Children's team to the designated safeguarding managers in October 2019.
- A further session, which included detailed information on the process and the inclusion of soft intelligence, was delivered by West Yorkshire Police and the policy and information coordinator on 18 March 2020.
- The content for an e-learning module for front-line operational staff has been developed and is currently with the multimedia team being formatted. This will be available for operational staff to access shortly.
- A short bite-sized video has been produced the central prevention training team for release on the intranet; this has been disseminated to operational staff to view as an interim measure and quick reminder.

5 Financial Implications

5.1 The costs of training and implementation of the safeguarding policy are met from within the current approved revenue budget.

6 Equality and Diversity Implications

- 6.1 Implementation of the Safeguarding Procedure and the related training of employees supports the safeguarding of children & vulnerable adults. An Equality Impact Assessment on the Safeguarding Procedure and all associated training has ensured appropriate equality risks are identified and addressed effectively and ensured compliance with the Public Sector Equality Duty. Equality and diversity issues relating to children and vulnerable adults are referred to the appropriate safeguarding unit at the time of referral.

7 Health and Safety Implications

- 7.1 The implementation of robust safeguarding procedures will help ensure the safety of vulnerable adults and children across West Yorkshire.

8 Your Fire and Rescue Service Priorities

- 8.1 Safeguarding is a key element in terms of delivering the WYFRS vision of Making West Yorkshire Safer where effective partnership working ensures we deliver a proactive and inclusive prevention programme.

- We will reduce the risks to the communities of West Yorkshire
- Will work efficiently to provide value for money and make the best use of reserves to provide an effective service

9 Recommendations

- 9.1 That Community Safety Committee note the content of this report and
- Continue to actively promote the Authority's commitment to preventing abuse and safeguarding children and vulnerable adults
 - Support the internal safeguarding processes implemented under the Procedure.