



[Protective Markings]

Service Delivery “Spotlight on” case studies

Community Safety Committee

Date: 14 January 2022

Agenda Item:

6

Submitted By: Director of Service Delivery

Purpose	To provide Members with examples of how the service meets the needs of vulnerable people within the community in its service delivery functions of prevention, protection, and response.
Recommendations	That Members of the Community Safety Committee note the contents of this report
Summary	The ‘Spotlight On’ case studies highlight just some of the excellent work that is being delivered across the communities of West Yorkshire.

Local Government (Access to information) Act 1972

Exemption Category: None

Contact Officer: AM Service Delivery - Scott Donegan
Scott.Donegan01@westyorksfire.gov.uk

Background papers open to inspection: None

Annexes: District Plans

1 Introduction

- 1.1 WYFRS is committed to meeting the needs of West Yorkshire’s diverse communities. Members are aware that we direct our resources particularly towards the most vulnerable groups and individuals who are most at risk because of their lifestyles, behaviours or the way their protected characteristics, such as race, or religion or belief, influence their day-to-day life.
- 1.2 The Spotlight On case studies allow the Service to demonstrate to Members of the Community Safety Committee how we often go above and beyond in order to provide an excellent service to the people of West Yorkshire and keep vulnerable people safe

2 Information

- 2.1 The cases attached to this report showcase how our staff are working across districts in order to reduce risk and where required, respond to emergencies to provide a first class service to people in their time of need.

3 Financial Implications

- 3.1 There are no financial implications arising from this report. The activities carried out in the development of the work described come from existing revenue budgets and are supporting through collaboration with key partners.

4 Legal Implications

- 4.1 The Monitoring Officer has considered this report and has no observations to make at the time of submission of this report but may provide legal advice at the committee meeting and/or respond to any requests by Members for legal advice made at the meeting.

5 Human Resource and Diversity Implications

- 5.1 The ‘Spotlight On’ Case studies illustrate how the Authority meets the needs of service users who share a protected characteristics and how it fosters good relations, two keys requirements of the Public Sector Equality Duty.

6 Equality Impact Assessment

Are the recommendations within this report subject to Equality Impact Assessment as outlined in the EIA guidance? (EIA guidance and form 2020 form.docx (westyorksfire.gov.uk))	Yes / <u>No</u>
Date EIA Completed	DD/MM/YY
Date EIA Approved	DD/MM/YY

The EIA is available on request from the report author or from diversity.inclusion@westyorksfire.gov.uk

7 Health, Safety and Wellbeing Implications

7.1 The activities described demonstrate our commitment to improving the health, safety and wellbeing of target groups across the respective districts. All such initiatives will have a focus around our key service priorities.

8 Environmental Implications

8.1 Several the risks highlighted in these documents could potentially have a significant impact on the environment locally and service wide, the plans show we have considered these risks and the actions we will take to mitigate the impact.

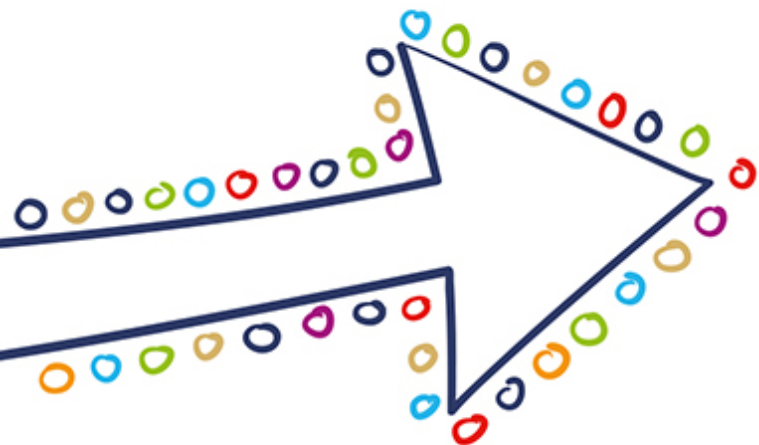
9 Your Fire and Rescue Service Priorities

9.1 The Spotlight On case studies attached provide examples of how we deliver against the following key service priorities 2020 - 23:

- We will reduce the risks to the communities of West Yorkshire
- We will work efficiently to provide value for money and make the best use of reserves to provide an effective service
- We will be innovative and work smarter throughout the service
- We will support, develop and enable our people to be at their best
- We will continue working towards delivering a more inclusive workforce, which reflects and serves the needs of the diverse communities of West Yorkshire

10 Conclusion

10.1 The documents presented to Community Safety Committee demonstrate how West Yorkshire Fire and Rescue Service have found innovative ways to make a positive contribution to the communities of West Yorkshire amidst the challenges posed by Covid.



Spotlight on...

Fire Safety Education in Action



➡ What was the need, how was it identified?

A little over a week after a hoverboard fire in a Midlands home left a woman in a coma, here in Leeds we had an incident involving a young family and a hoverboard fire. The family were enjoying an evening at home when one of the hoverboards charging in the hallway area caught fire. Although the smoke detector in the hallway successfully actuated the alarm went unheard by the family until the smoke had already permeated throughout the property.

While an adult managed to self-evacuate through a ground floor window and call 999, the three children aged 14, 10 & 10 remained trapped on the first floor unable to evacuate due to the density of smoke.

In a scary, smoky situation, it would be easy to freeze and panic if you were an adult let alone a child. However, these exemplary young people remembering the WYFRS fire safety education package delivered to their School by Leeds District Crews remained calm and measured. They closed the bedroom door, closed the gap on the door with blankets and opened the windows to allow in air and call for help.

➡ What did we do?

Fire crews used a ladder to access the window and reassure the children while crews extinguished the fire downstairs.

BA crews extinguished the fire with hose reel and then rescued the children, using rescue hoods on the younger two children and later evacuating the older child after the smoke had cleared enough. Within 30 minutes of the initial 999 call all three children had been successfully rescued and the fire extinguished by a co-ordinated effort between Stanningley, Bradford and Shipley. All four occupants were taken into hospital by YAS for a precautionary check-up with no long-lasting injuries.

Our FI team have been working on the cause of the fire with initial investigations leading toward the cause to be around a fault in the charging of one of the hoverboards, with the resulting fire spreading to the second. This will lead to a greater piece of work looking at the greater risk from such devices.

We continue to grow and develop our links with the key Schools within Leeds delivering our fire safety education package. The older child within this setting previously took part in



one of our Year five education talks which covers exactly what actions to do in this scenario – It is good to see this making an actual difference in what would have been a scary situation.

➡ What difference did we make?

The fire safety education covers several scenarios and the 'escape plan' that would apply, this includes what to do if you are trapped in a burning/smoke clogged building. The children used this information to stay calm and act to preserve their own lives. While our firefighter works tirelessly to save lives in every situation they are faced, having children who have acted upon fire safety education, means their job is safer and easier and vastly increases the chances of a favourable outcomes for all.

“Stop, think, act!”

➡ What are the keys to our success?

Beyond the great teamwork demonstrated at this fire incident, with the District teams working effectively together. Our wider relationships within the communities we serve is what drives our success. Building relationships with schools and constantly reviewing and improving our education messages to make them relevant and engaging to each new generation of young people is important.

Covid had been problematic for our usual education visits, but we have overcome and adapted to a teacher lead approach, making sure that the key fire safety messages were available and accessible to schools with additional support from our policing partners in Leeds.

➡ What are we doing next?

For the family involved our next steps are to invite them into Stanningley station to give them the opportunity to meet some of the firefighters involved in their rescue and to give us an opportunity to praise their sensible actions in such a challenging situation.

We will also be offering the family a post incident Safe and Well visit in their homes to ensure we are helping them be as fire safe as possible in the future including making sure they have adequate fire protection in place.

Wider than this we will be working with our corporate comms team to look at our social media messages around fire safety to include additional information on lithium ion batteries and safe charging of electronics. Especially as we approach the Christmas period when electronic scooters, bikes and hoverboards are still very much top of Christmas wish lists. We will work with the Fire Investigation team on what needs to be highlighted beyond this and other possible incidents involving such devices.

And of course, our school's education packages will continue to be delivered in partnership with schools and policing partners in Leeds with the new style education packages launching in January.

➡ Contact

Leeds District Team – Risk Reduction
Naomi Hirst Leeds District Prevention Manager
07552283577
Naomi.Hirst@WestYorksFire.Gov.UK

WHY LITHIUM-ION BATTERIES CATCH FIRE

Lithium-ion batteries have been in the news recently with reports of some of Samsung's phones unexpectedly catching fire. Here, we examine how the batteries work and what can make them ignite.

HOW THEY WORK

Lithium-ion batteries often use lithium cobalt oxide (LiCoO₂) as the positive electrode and graphite as the negative electrode. When the batteries charge, lithium ions and electrons move from the positive to the negative electrode. When they discharge, the ions and electrons move from the negative to the positive electrode, powering phones and other devices. The ions move through an electrolyte, typically made of a lithium salt dissolved in an organic liquid.

SHORT-CIRCUITING

A porous separator keeps the battery electrodes apart. Charging the battery for long periods or inflicting a mechanical blow can damage the separator, causing the battery to discharge rapidly and generate a lot of heat.

OVERCHARGING

When overcharged, lithium cobalt oxide releases oxygen. This can react with the flammable electrolyte and also with cobalt oxide (Co₂O₃) left over after the release of oxygen. Co₂O₃ also increases the resistance of the battery, raising the risk of overheating.

ELECTROLYTE BREAKDOWN

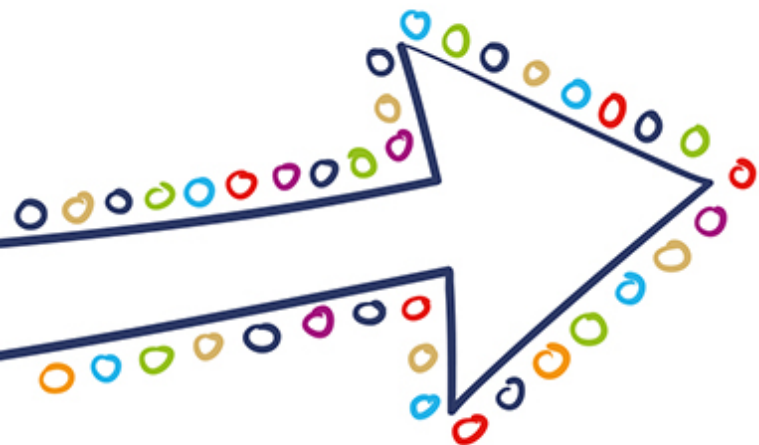
During charging, some of the organic molecules in the electrolyte can break down, forming carbon dioxide. Because the battery is sealed, this causes pressure to build up. If it gets high enough, the battery bursts, exposing the flammable electrolyte.

BIMETHYL CARBONATE
Common electrolyte substance

H3C-O-C(=O)-O-CH3

© C&EN 2016 Created by Andy Brunning for Chemical & Engineering News





Spotlight on...

Safety Rangers



➡ What was the need, how was it identified?

Thriving Kirklees is a partnership of local health and wellbeing providers all working together to support children, young people, and their families to thrive and be healthy.

Yorkshire Children's Centre (YCC) are funded via Thriving Kirklees to coordinate and facilitate the 'Safety Rangers' programme to share valuable lessons about safety, health and wellbeing with Year 5 children through a variety of fun teaching methods and scenarios.

Due to the COVID-19 pandemic, Safety Rangers was cancelled during 2020 and the first half of 2021. YCC, WYFRS, Northorpe Hall, SWYFPT, WYP and Kirklees Council Road Safety Team all developed some fun and interactive activity packs suitable for Year 5 and Year 6 pupils to access and complete at home during this time.

In the aftermath of the pandemic, partners were looking at ways to re-introduce the delivery of face-to-face safety messages in a new format to suit the times.

➡ What did we do?

YCC approached WYFRS Kirklees District to see if Safety Rangers could be delivered face-to-face again on station in October 2021.



It was proposed that rather than numerous classes coming in and out of station for a week that one class, in its own bubble would attend each day for two weeks.

Risk assessments were completed, and a one-way system introduced whereby the class was split into 3 smaller groups and could access a carousel of activities safely during the day.



The programme was enhanced with the addition of health and nutrition sessions delivered by Huddersfield Town Foundation Trust which complemented the wellbeing elements for children post-covid.

Tracy Brabin, Mayor of West Yorkshire, came down on the first day to show her support.



“

285 Year 5 children from schools in South Kirklees accessed the sessions covering health, safety, and wellbeing messages.

”

What are the keys to our success?

The key to our success was the planning that went into organising the new format and partner content, ensuring a post-Covid safe delivery for all involved. This is due to the strong working relationship we have with Thriving Kirklees and Yorkshire Children’s Centre.

What are we doing next?

Based on the success of the re-formatted delivery, a second tranche is booked in at Huddersfield Station on weeks commencing 14th and 21st January 2022.

It is hoped that programme delivery at Dewsbury station will re-commence in the Spring for children in North Kirklees.

Contact



Name: Tanya Simmons



Telephone: 07827991061

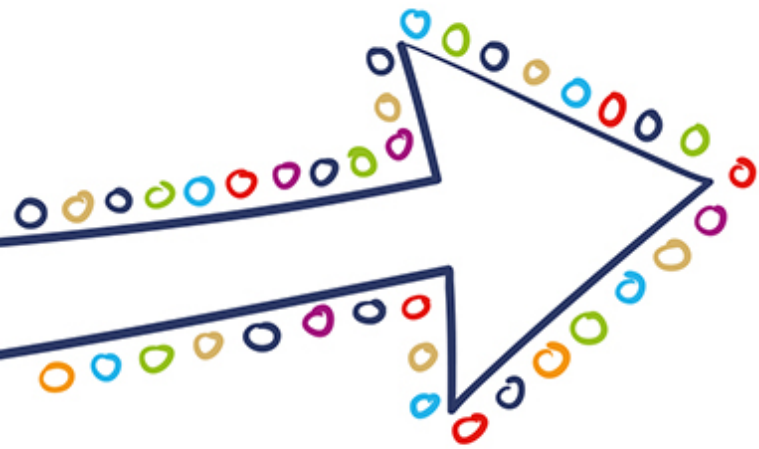


Email address
Tanya.Simmons@westyorksfire.gov.uk

What difference did we make?

The sessions help reduce and prevent accidents to children as well as boost their health and wellbeing.





Spotlight on...

Calderdale Community Wardens



➔ What was the need, how was it identified?

Calderdale Community Wardens work across all the townships in Calderdale and monitor the CCTV cameras on a 24/7 basis, therefore can often be either the first in reporting an incident or a great source of information regarding the location and any further risks which can be passed to crews whilst on route. As well as passing information in the case of an ongoing incident, Community Wardens are also key in prevention work specifically around Anti Social Behaviour. There are a number of areas within Calderdale where there is consistent Anti Social Behaviour which often results in arson and destruction of property. There are also a number of areas highlighted within the district which are hotspots for people in crisis or with severe mental health requirements. The transport infrastructure within the town centre results in many of these people attempting to jump from the bridges. Our crews, police and community wardens are often first on scene to these incidents and therefore understanding the roles and

responses from all agencies is critical in ensuring a successful outcome.

➔ What did we do?

During the run up to the bonfire period all the watches across Calderdale held a training & awareness session with the different teams making up the Community Wardens. This allowed the crews and warden teams to get to know each other, ensure they had the correct contact numbers and to inform each other of the different roles they can undertake and the information they can gather which can be communicated between agencies

➔ What difference did we make?

Throughout the bonfire period there was a fantastic working relationship with the Community Wardens, Calderdale SOR and Fire service.

The Community Wardens continually provided the fire service with vital information that allowed us to remain safe and be more effective during the busiest periods.

Fire crews were able to contact the Community Wardens directly and gain good awareness of the situation prior to their arrival.

➡ What are the keys to our success?

Continually engaging with the Community Wardens and sharing information is vital to the success moving forward. This was echoed by Natasha Lymm, Community Warden Lead who expressed her gratitude to the visits and said: -

“They all felt that it had given them familiarisation with the teams and strengthened the relationship.

It was insightful for wardens to see how they can help the fire service with CCTV and sharing information more specific such as when doing Moorland patrols”

➡ What are we doing next?

Regular engagement visits with the Community Wardens are now being organised

by Calderdale District to allow for shared training sessions.


Training will include: -

- Mental health session (Suicide awareness)
- First aid training

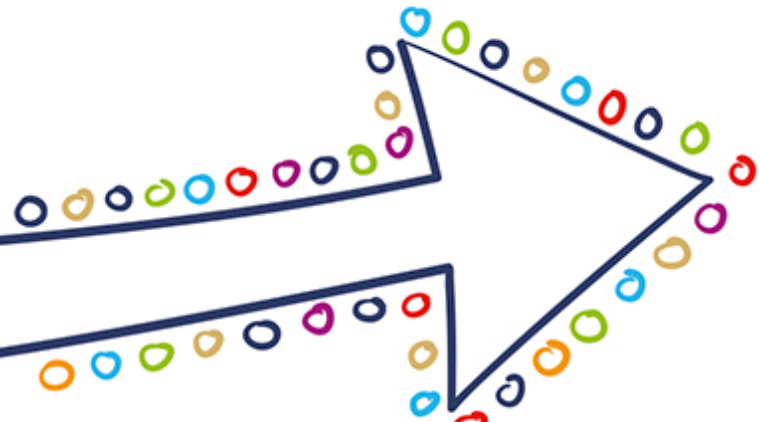


➡ Contact

 GM Laura Boocock

 laura.boocock01@westyorksfire.gov.uk





Spotlight on...

Get Started with Emergency Response



➔ What was the need, how was it identified?

WYFRS partners with the Prince's Trust to deliver a range of Get Started Programmes for 16 – 30 year olds not in employment, education or training.

The 1 week Get Started programmes support young people to discover new talents, develop the confidence and skills needed to make the next positive step in their lives.

The Get Started programmes that have been delivered by WYFRS include Boxing, Health and Fitness and Emergency Response.

➔ What did we do?

In November 2021 we delivered a practical, 1 week programme from Stanningley Fire Station.

This programme enabled young people to gain an insight into the Fire and Rescue Service and other blue light services.

The week was aimed at building and developing young people's skills and experience of what it is like to work for emergency services and gain transferable employment skills and have that sense of achievement in whatever they decide to do next. We looked at developing teamwork and communication skills as well as working on perseverance and resilience.

While on station the young people took part in teamwork activities, basic firefighter skills and completed and gained a full first aid qualification which is nationally recognised and valid for the next 3 years.

During their time with us we took them to our Fire Service Headquarters where they were able to get a full experience of being a fire fighter by completing the crawl space, attending a live fire wearing full BA sets and learning about fire science.

All the skills they learned during the week were put to the test in the final challenge of the week – to complete 2 scenarios which consisted of an RTC roof removal and casualty extraction and a fire in a tower

with a walking wounded and an unconscious casualty requiring CPR.

We completed the week with a hybrid celebration event - face to face and digital where they young people shared their experiences and achievements and showed their skills with pride with pictures and videos.

➡ What difference did we make?

11 young people engaged with the week long programme. At the end of the week not only had the young people developed a range of new skills that will benefit them in the future, they also came away with a new friendship group.

They young people that engaged with this programme came from diverse backgrounds and throughout the week they took the time to learn about each other and supported each other to achieve.

This programme enabled young people to learn new skills, discover new talents, make new friends and take the next positive step in their lives.

➡ What are the keys to our success?

Having a dedicated, passionate and enthusiastic team of people who are committed to improving the lives of young people across West Yorkshire.

In addition to our specialist Youth Intervention Trainers, the operational Youth Intervention Instructors that deliver this programme have a background and passion for their roles within West Yorkshire Fire and Rescue Service.

We also had a wonderful group of young people on this programme who were willing to step outside of their comfort zones and made the most of every opportunity presented to them during the week.

Since completing the Get Started with Emergency Response programme four young people have registered their interest to become firefighters with West Yorkshire Fire and Rescue Service. 8 have shown interest in joining our next Prince's Trust Team programme at Dewsbury Fire Station in January 2022. and 1 young person has progressed into full time employment.

For those still requiring it, Prince's Trust will support them in finding and accessing opportunities for the next 6 months.

➡ What are we doing next?

In 2022 we hope to run our full range of Get Started programmes in 2022 which include Get started with; Health and Fitness, Boxing, Emergency Response and Survival.

The programmes enable young people to develop confidence, teamwork and new skills.

If you know of any young people who may be interested, please contact Claire Wright who will have further details.



Get Started

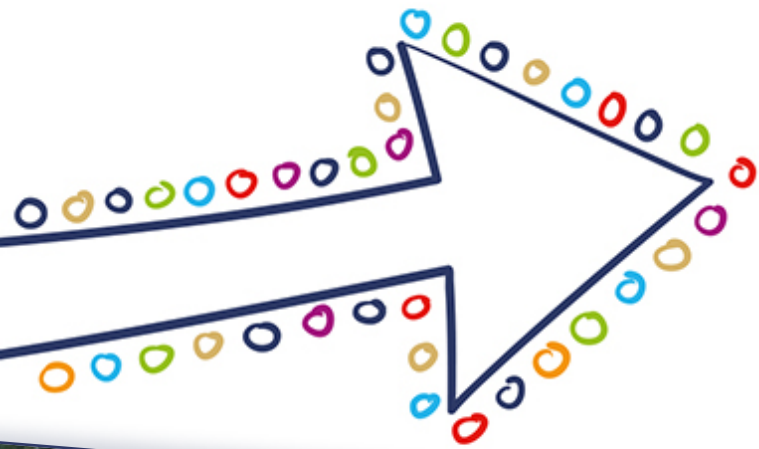
➡ Contact

 Name: Claire Wright

 Telephone: 07747011916

 Email address:
Claire.Wright@westyorksfire.gov.uk





Spotlight on...

Silsden Fire Station Community Garden



What was the need, how was it identified?

We have all faced a tough couple of years, with the Covid-19 pandemic leaving more and more people feeling isolated and lonely. Silsden Fire Station is based in the heart of our community, located next to the local Health Centre. Quite often as people were walking past, they would stop to chat to firefighters outside the station, with some confiding that they are finding it hard being home alone and socially isolated.

This got us thinking that we could create a relaxing outdoor space for people to come to, where they could chat to others in the community, as well as our firefighters. We identified an area of unused grass land to the front of the station and made plans to create our Community Garden.



What did we do?

To ensure that we created something valuable, we spoke to our community and asked for their thoughts and ideas. We had high engagement throughout the planning process and found that there was lots of community support for our idea. We raised funding through an application to the brigade Wellbeing fund, a grant from a local trust, and

we also received donations from local businesses. As our station is located close to the Yorkshire Dales in a village surrounded by open countryside, we designed the Community Garden with a relaxing 'country garden' feel in mind, with accessibility being a main priority. We wanted to include a level pathway, gazebo area, and a relaxing seating area, all surrounded by textured and scented plants and herbs. We wanted the garden to feel inclusive and welcoming to all. Our firefighters volunteered their time and effort to help the vision come to life.



Picture taken during the garden renovation



What difference did we make?

The Community Garden is now a valued space at the heart of Silsden. The response has been far better than we could have ever expected. The garden is in daily use and has drawn visitors from near and far after being featured in the Keighley News and being shown on BBC's Look North.

We have had a visit from a group that had seen the Community Garden featured on the BBC news and wanted to plan their organised walk around the garden and have a 'brew with the crew'. We have received comments such as:

"This has made my year, my daily walks have become so much more exciting, knowing that when I am feeling lonely, I can come here, have a chat and know I am not alone".

Seeing the garden in use, along with comments like these has made all the effort and hard work worthwhile. Yes, we are a fire station, but we are more than that. We are a part of the community and our doors are always open.




What are the keys to our success?

During this process, we have built on and made new relationships within the community we serve. This open communication along with generous donations made our project not only viable, but successful.

The success has also been built by firefighters giving their time and effort to be passionate about creating something special for Silsden.



Picture taken at the recent Winter Wonderland event.



➔ What are we doing next?

This is the beginning of a new chapter at Silsden fire station, and we plan to continue working on community engagement and build on our working relationships. We will continue to prevent, protect, respond, as well as providing a welcoming and engaging environment for all.

Our current project is creating a Winter Wonderland within our community garden with the aim of raising money to support local causes. We hosted a 'Big Light Turn on' on Friday 26th November, with live music, stalls and food and drinks. All funds raised will be supporting The Hive, which is a charity run community centre which hosts groups from pre-natal care to a community café for the forever young.

We also plan to donate gifts to the residents of care homes in Silsden to ensure that all receive a gift this Christmas. We hope that this event will go on to be held each year in our community garden.

➔ Contact



Watch Manager Domonique Creed

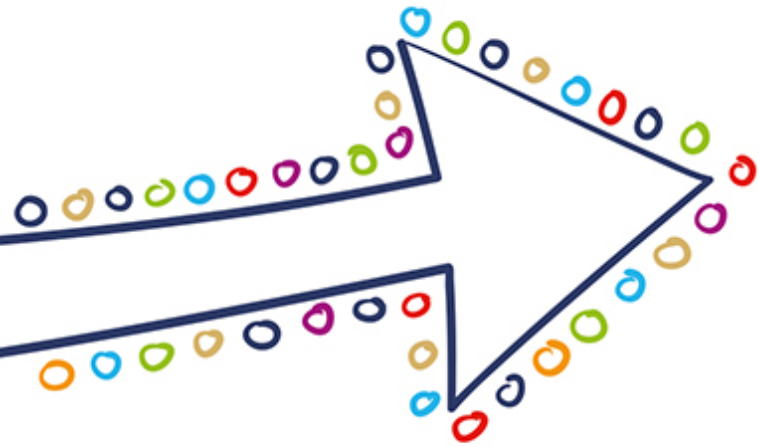


01274 682311



Domonique.Creed@westyorksfire.gov.uk





Spotlight on...

Wakefield District – Days of Action 2021-2022



➔ What was the need, how was it identified?

Although the challenge of Covid is still present within our communities. Wakefield District is continuing to develop and deliver innovative solutions

Currently we are seeing trends across the district of young people gathering within parks and recreational areas and their activities translating into anti-social behaviour and deliberate fire setting

To combat this trend and ensure arson risk reduction is one of the cornerstones of our community engagement plans going forward, several Days of Action have been planned.

➔ What did we do?

After an analysis of data and with an intelligence led approach, we organised a multi-agency Day of Action to hit 3 parks within Wakefield and Ossett. Outwood Park and Hedley's Park were targeted at Wakefield, whilst Green Park was visited at Ossett. Partners from the following agencies attended

- WYFRS
- WY Police
- Wakefield Council ASB Team
- Wakefield Council Neighbourhood and Communities Team
- Wakefield Council Street Scene, Parks and Recreational Team
- Local Councillors
- All 3 parks were seeing fires on a regular basis within the woodland and shrubbery areas. Evidence of alcohol and drug abuse. The children's play area within Hedley Park was being repeatedly targeted and play equipment deliberately vandalised and set on fire



- All partners mobilised across the parks and carried out direct engagement with residents clearing and removal of woodland dens where young people were congregating, obtaining up to date intelligence on anti-social behaviour, drug abuse activity and deliberate fire behaviour.
- 63 properties were visited
- Social Media and Local Community messages were sent out to the areas targeted and a positive response was received with many residents approaching partners on the day and thanking all those involved for listening to their concerns



➔ What difference did we make?

“

We listened, we acted, and we made a difference

”

➔ What are the keys to our success?

Effective Partnership Working and ensuring strong relationships are forged with community assets and anchors are key to our success



➔ What are we doing next?

We are arranging further Days of Action with the next planned for the 17th December 2021 at Warwick Estate Knottingley. The aims of the day will again be to combat Arson trends and reduce service calls not only for our organisation but other emergency services and committed partners. The event will be a multi-agency day and plans to give those residents both awareness and reassurance that we are taking their concerns around ASB and Fire setting seriously. We will be providing support and hoping to gain intelligence to allow all the agencies to reduce risk and deliver a better quality of life to the community here with early interventions and prevention measures

We are re-launching our Heater Amnesty Project on the 16th of December 2021 to enable us to reach vulnerable people during the winter months

➔ Contact



Name DPM Donna Wagner




Telephone 01924 237340 or 07825 367537



Donna.wagner@westyorksfire.gov.uk





a place to call home: **Big Heater Amnesty**

**Are you using portable heaters to keep yourself warm?
Is your heater old, faulty or broken?
Are you feeling the chill?**

You might qualify for a **FREE** swap for a new more energy efficient oil fired radiator through our Big Heater Amnesty.

The Big Heater Amnesty offers you the chance to trade in your old portable heater for a new safer model.

This offer is brought to you by the Council's Money Smart Team, Groundwork Yorkshire Green Doctors and West Yorkshire Fire and Rescue Service.

Contact the Council's Money Smart Team or the Green Doctors to find out if you qualify.

Money Smart

 01924 305892

 moneysmart@wakefield.gov.uk

 www.wakefield.gov.uk/energy

 [@wakefielddenery](https://www.facebook.com/wakefielddenery)

 [@wakefielddenery](https://twitter.com/wakefielddenery)

Green Doctors

 Freephone 0808 1683547

 greendoctorleads@groundwork.org.uk



wakefieldcouncil

GROUNDWORK
CHANGING PLACES
CHANGING LIVES



West Yorkshire
Fire & Rescue Service





OFFICIAL

Performance against PMI Targets 2020/21

Community Safety Committee

Date: 14 January 2022

Agenda Item:

7

Submitted By: Director of Service Delivery

Purpose	To inform Members of Community Safety Committee of the performance against the 2021/22 performance outcome targets. The reports specifically looks at performance covering 01 April 2021 – 01 December 2021.
Recommendations	That Members of the Community Safety Committee note the contents of the report.
Summary	This report provides details of the performance against the outcome targets. The appendices show the performance across West Yorkshire and then broken down into the five districts with additional commentaries from the District Commanders.

Local Government (Access to information) Act 1972

Exemption Category: None

Contact Officer: AM Service Delivery - Scott Donegan
Scott.Donegan01@westyorksfire.gov.uk

Background papers open to inspection: None

Annexes: None

1 Introduction

- 1.1 The attached commentaries show the performance across West Yorkshire and the five Local Authority Districts against the outcomes targets that were set for the year 2021 / 22.
- 1.2 This performance report covers the reporting period from 1st April 2021 to 1st December 2021.
- 1.3 Members of the Community Safety Committee approved the methodology for setting the annual targets against a range of incident types using a 3-year rolling average. The District Management teams measure, monitor, manage and evaluate the performance against these targets at regular intervals throughout the year.
- 1.4 It must be noted that targets for the year 2021 / 22 have not taken 2020 / 21 into account due to the impact of Covid and how this would skew the figures.

2 Information

- 2.1 The Performance Management System and the WYFiremap tool allows managers and staff to monitor incident activity using real time data sets. Incidents are plotted geographically which allows for the identification of trends and the monitoring of prevention activity.
- 2.2 The attached reports provide the data sets against the annual targets for a range of incident types in 2021 / 22. There is a summary report showing the figures for the whole of the service and then subsequent performance sheets present the district reports with a commentary from each respective District Commander.

Service Wide Performance

Performance across West Yorkshire for the following indicators exceed the set targets:

Arson

- 2.3 The performance across all arson incidents has improved when compared to the same period last year. We have attended 4187 recorded deliberate fires through 2021 / 22 compared to 4243 in the previous year. Campaigns targeted as safe storage of wheelie bins, wildfire (BeMoorAware) and the coordinated partnership approach to the bonfire period have contributed to reducing arson. We are currently achieving this target by 6.1%.

Arson – Primary Fires

- 2.4 Primary fires are the more serious fires that harm people or cause damage to property.
- 2.5 Primary fires have one or more of the following characteristics:
- Fires in buildings and vehicles that are not derelict or in outdoor structures
 - Any fire involving casualties or rescues
 - Any fire attended by more than 5 pumping appliances
- 2.6 During the period 1st April –1st December 2021, we attended 735 primary deliberate fires, compared to 845 in the same period in 2020. Of the 735 deliberate fires, 417 involved vehicles, 115 involved dwellings, 91 were non-domestic properties and 112 classed as other type.
- 2.7 This Target is being achieved by 24.2%

Dwelling Fires

- 2.8 WYFRS has attended 702 dwelling fires to date in 2021, this is 13 more than the previous year, however this target has been achieved by 8.3%. Prevention officers and firefighters have learnt from the covid pandemic and are delivering our full range of community safety activities in a way which keeps staff and members of the community safe.
- 2.9 Dwelling fires have significant and wide-reaching impacts on individuals, families, and communities. WYFRS will continue to prioritise our prevention resources and work in partnership to identify those most in need to further drive down this type of emergency.

Non-Domestic Building Fires

- 2.10 There have been twenty additional fires in this category compared to the figure from the previous year (233 compared to 213). This is to be expected as we have seen people return to the workplace following Covid. Performance against the target has been achieved by 16.6%, This is excellent performance and demonstrates the work undertaken by fire protection teams and operational crews to reduce the risk in our built environment contributes to safe working conditions and an effective operational response.

Fire Related Injuries

- 2.11 The figures for fire related injuries demonstrates an improvement compared to the previous year and the target has been achieved by 29.0%. There have been 92 fire related injuries since the 1st April, compared with 98 for the same period last year. It is disappointing to report that there have been 8 fatalities at fire incidents Since April 2021. Of the 5 accidental dwelling fires, four resulted from smoking and one from an electrical fault.
- 2.12 Mental health continues to be a prominent factor in fatalities resulting from deliberate actions. We will continue to work with partners to provide specialist training to fire service staff and to safeguard vulnerable people wherever possible

Road Traffic Collisions

- 2.13 During the Covid Pandemic, the reduction of traffic on the county's road network led to a significant improvement in this performance indicator for 2020 / 21. In comparison we have attended 113 additional RTCs in the same period for 2021 / 22. As we have seen drivers return to our road networks, we have worked hard alongside other agencies in district road safety partnerships to deliver against this target. We have attended 394 since the 1st April and are achieving this target by 10.4%.

Arson – Secondary Fires

- 2.14 Secondary fires are less serious and generally less information is collected following a secondary fire. They tend to involve accumulations of rubbish and 'vegetation' which is mainly grass fires during warm, dry periods.
- 2.15 Compared to the 2020 - 21, there has been a slight increase in secondary fires (54), however we are achieving the target by 1.0%. The partnership planning which took place in preparation for the bonfire period did result in a significant drop in the the number of mobilisations compared to the same period the previous year (146).

Actual Rescues

- 2.16 This target is currently being achieved by 27.1%. The primary driver for this performance is a reduction in road traffic collisions which results in a significant proportion of the rescues we undertake. The effecting entry service which we provide for the Yorkshire ambulance has now been included in our target setting. This has resulted in a more realistic target.

Performance across West Yorkshire for the following indicators is projected to be within 10% the set targets:

Total Activity

- 2.17 Overall, there has been an increase in the total number of incidents attended during 2021 / 22 (17527) compared to the same period in 2020 / 21 (17029), this was expected as the country emerged from the Covid pandemic, and our businesses and infrastructure returned to more normal ways of working.
- 2.18 Through April and May we saw a spike in secondary fires in public spaces and the summer is traditionally a busy period for the service. As we move into the colder months and following a successful bonfire period, we will see performance against this target improve. We are underperforming against this target by 8.8%

Performance across West Yorkshire for the following indicators is projected to be greater 10% the set targets:

Malicious False Alarms

- 2.19 The performance for malicious false alarms is currently over target by 23.7%. This is an increase of 106 incidents compared to the same period in 2020 / 21. We continue to work across the districts to identify premises where repeat malicious false alarms are generated and deliver training to staff (and pupils in the case of schools and colleges) on the issues with these types of incidents as they take resources away from being available for real life emergencies.
- 2.20 Our staff within the Control Function will challenge callers if they suspect it is a hoax caller and have the facility to pinpoint the location of repeat hoax callers.
- 2.21 Cost recovery is employed at premises which continue to see malicious false alarms after guidance and support is provided to the responsible person.

Prevalence of False Alarms

- 2.22 WYFRS has attended 84 more false alarms compared to the same period last year. We are currently under achieving against his target by 11.3%.
- 2.23 Of these false alarms, 3471 were due to apparatus, 1494 were deemed 'good intent' and 239 were malicious.
- 2.24 We will continue to work with the responsible person, local authorities and tenants to reduce the occurrence of false alarms.

3 Financial Implications

3.1 There are no financial implications resulting from this report

4 Legal Implications

4.1 The Monitoring Officer has considered this report and has no observations to make at the time of submission of this report but may provide legal advice at the committee meeting and/or respond to any requests by Members for legal advice made at the meeting.

5 Human Resource and Diversity Implications

5.1 All initiatives to reduce the numbers of incidents we attend are focussed on those most vulnerable. Effective working with key partners across the districts has continued throughout 2020 / 21 and continues to develop and improve. WYFRS recognises that our strategy of concentrating our resources towards risk and vulnerability is increasing our effectiveness at tackling fire related injuries and accidental dwelling fires.

5.2 Throughout 2020 / 21 we have spent much less time with people who have little or no risk from fire and worked hard to develop covid safe ways of working to continue delivering our services to the most vulnerable people in our diverse communities.

5.3 The WYFRS Youth Intervention Team have bucked the national trend through covid and have continued to deliver programmes to a diverse group of young people. It has been recognised that this demographic has been particularly hard hit by the pandemic and the work undertaken by this team should not be undervalued.

5.4 The Safer Communities Board continues to provide oversight and governance for the implementation of prevention strategies and this forum ensures that stakeholders from departments across the service have a say in how the prevention service is being delivered.

6 Equality Impact Assessment

Are the recommendations within this report subject to Equality Impact Assessment as outlined in the EIA guidance? (EIA guidance and form 2020 form.docx (westyorksfire.gov.uk))	<u>No</u>
Date EIA Completed	DD/MM/YY
Date EIA Approved	DD/MM/YY

The EIA is available on request from the report author or from diversity.inclusion@westyorksfire.gov.uk

7 Health, Safety and Wellbeing Implications

- 7.1 The health, safety and wellbeing of all WYFRS staff involved in responding to emergency incidents is one of the key priorities contained within the Your Fire and Rescue Service 2020-2023 document. The District Command teams actively monitor the health and safety of staff following incidents and have welfare provisions in place for any specific incident type where crews may witness distressing scenes with support available through local managers and the Occupational Health and Safety Unit.
- 7.2 All service delivery staff, reinforced by support teams have worked tirelessly through the Covid Pandemic to continue delivering prevention intervention to those most likely to be affected by fire. This has been achieved through adherence to covid risk assessments and adapted ways of working.

8 Environmental Implications

- 8.1 Working in partnership has enabled WYFRS to relaunch the Bemooraware campaign to manage the risk of wildfire across our moorland areas. This has proven extremely successful this summer in preventing significant wildfires and opened networks which we will use to improve our prevention and response activities in the future.

9 Your Fire and Rescue Service

- We will reduce the risks to the communities of West Yorkshire
- We will continue to develop ways of working which improve the safety & effectiveness of our firefighters
- We will work efficiently to provide value for money and make the best use of reserves to provide an effective service
- We will be innovative and work smarter throughout the service
- We will invest in information and communication technology, digital and data, to deliver our service in smarter ways

10 Conclusion

- 10.1 Members of the Community Safety Committee are presented this report as part of an ongoing commitment to demonstrate how the service delivery activities undertaken by WYFRS contributes to 'Making West Yorkshire Safer'
- 10.2 We started 2021 / 2022 with a great deal of uncertainty and when the lockdown measures began to ease in April we saw members of the community return to enjoy our public places. A minority of people engaged in irresponsible behaviour, and this can be seen in the rise in secondary fires and total activity.
- 10.3 As we have progressed through the year, staff have worked hard to reengage with the public, deliver our safety messages and provide advice where required. We are performing well against the incident types which result in injuries and loss of life and property; however we still have work to do in reducing false alarms.
- 10.4 We are seeing performance against our targets improve and we will continue working towards our district priorities to further drive down risk.

West Yorkshire Fire and Rescue Service

Performance 1st April 2021 – 1st December 2021

LOCAL AUTHORITIES (DRRTS) - PERFORMANCE MONITORING SYSTEM					
DEFINITIONS					
3 YEAR AVG TARGET (Previous 3 Years)	Average performance from the previous 3 financial years, used as the target for this current year				
SAME PERIOD LAST YEAR (Previous Year)	Cumulative total for the same period in the previous year				
TOTAL SO FAR (Current Year)	Cumulative total for current year so far				
PROJECTION AGAINST 3 YEAR AVERAGE (Current Year)	Comparison of projected annual activity against the 3 year average target – Red (outside 10% of target), Amber (within 10% of target), Green (target achieved or exceeded)				
END OF YEAR PROJECTION (Current Year)	Projected value at the end of the financial year based on Total So Far and the number of days remaining				
	3 YEAR AVG TARGET (2017/20)	SAME PERIOD LAST YEAR (2020-01/12/20)	<i>[values to 01 Dec 2021 23:59:59]</i>		
			TOTAL SO FAR (2021/22)	AGAINST 3 YEAR AVG (2021/22)	END OF YEAR PROJECTION (2021/22)
Arson	6641	4243	4187	-6.1%	6238
Arson - Primary Fires	1445	845	735	-24.2%	1095
Arson - Secondary Fires	5196	3398	3452	-1.0%	5143
Actual Rescues	1655	578	810	-27.1%	1207
Total Activity	23990	17029	17527	8.8%	26112
Dwelling Fires	1141	689	702	-8.3%	1046
Non-Domestic Building Fires	416	213	233	-16.6%	347
Prevalence of False Alarms	10439	7716	7800	11.3%	11620
Fire Related Injuries	193	98	92	-29.0%	137
Road Traffic Collisions	655	281	394	-10.4%	587
Malicious False Alarms	348	183	289	23.7%	431
COMMENTS RELATING TO PERFORMANCE INDICATORS					

District Summary Report 2021 – 22 (1st Apr – 1st December 2021)

WYFRS SUMMARY REPORT - PERFORMANCE MONITORING SYSTEM												
DEFINITIONS												
3 YEAR AVG TARGET (Previous 3 Years)				Average performance from the previous 3 financial years, used as the target for this current year								
AGAINST TARGET SO FAR (Current Year)				Comparison of activity so far against the target – Red (outside 10% of target), Amber (within 10% of target), Green (target achieved or exceeded)								
01 April 2021 to 01 December 2021 23:59:59	BRADFORD		CALDERDALE		KIRKLEES		LEEDS		WAKEFIELD		WYFRS TOTAL	
	TARGET (2021/22)	SO FAR (2021/22)	TARGET (2021/22)	SO FAR (2021/22)	TARGET (2021/22)	SO FAR (2021/22)	TARGET (2021/22)	SO FAR (2021/22)	TARGET (2021/22)	SO FAR (2021/22)	TARGET (2021/22)	SO FAR (2021/22)
Arson	2193	2.0%	382	6.1%	982	-17.5%	2103	-12.4%	981	-3.7%	6641	-6.1%
Arson - Primary Fires	448	-27.8%	82	16.3%	228	-37.3%	493	-29.3%	194	-4.8%	1445	-24.2%
Arson - Secondary Fires	1745	9.6%	300	3.3%	754	-11.5%	1610	-7.3%	787	-3.5%	5196	-1.0%
Actual Rescues	379	-15.1%	161	-0.1%	279	-31.1%	663	-40.0%	173	-22.5%	1655	-27.1%
Total Activity	6348	10.3%	2075	16.7%	4058	3.3%	8519	9.4%	2990	6.1%	23990	8.8%
Dwelling Fires	316	-7.6%	105	-16.3%	183	-8.8%	410	-10.6%	127	4.4%	1141	-8.3%
Non-Domestic Building Fires	97	-4.8%	36	-9.0%	63	-7.8%	169	-25.1%	51	-27.0%	416	-16.6%
Prevalence of False Alarms	2502	10.9%	889	17.0%	1823	8.8%	4084	14.4%	1141	0.7%	10439	11.3%
Fire Related Injuries	52	-51.3%	23	-61.1%	37	-43.6%	57	15.0%	24	-31.7%	193	-29.0%
Road Traffic Collisions	141	-0.7%	64	0.1%	129	-4.1%	228	-11.8%	93	-37.5%	655	-10.4%
Malicious False Alarms	123	62.3%	29	38.7%	58	-33.2%	111	11.4%	27	4.8%	348	23.7%

Wakefield District – Performance 2020 / 21

WAKEFIELD LOCAL AUTHORITY (DRRT) - PERFORMANCE MONITORING SYSTEM					
DATE:		VISITING COMMANDERS:			
OFFICERS PRESENT:					
DEFINITIONS					
3 YEAR AVG TARGET (Previous 3 Years)	Average performance from the previous 3 financial years, used as the target for this current year				
SAME PERIOD LAST YEAR (Previous Year)	Cumulative total for the same period in the previous year				
TOTAL SO FAR (Current Year)	Cumulative total for current year so far				
PROJECTION AGAINST 3 YEAR AVERAGE (Current Year)	Comparison of projected annual activity against the 3 year average target – Red (outside 10% of target), Amber (within 10% of target), Green (target achieved or exceeded)				
END OF YEAR PROJECTION (Current Year)	Projected value at the end of the financial year based on Total So Far and the number of days remaining				
	3 YEAR AVG TARGET (2017/20)	SAME PERIOD LAST YEAR (2020-01/12/20)	<i>[values to 01 Dec 2021 23:59:59]</i>		
			TOTAL SO FAR (2021/22)	AGAINST 3 YEAR AVG (2021/22)	END OF YEAR PROJECTION (2021/22)
Arson	981	650	634	-3.7%	945
Arson - Primary Fires	194	147	124	-4.8%	185
Arson - Secondary Fires	787	503	510	-3.5%	760
Actual Rescues	173	63	90	-22.5%	134
Total Activity	2990	2141	2130	6.1%	3173
Dwelling Fires	127	77	89	4.4%	133
Non-Domestic Building Fires	51	28	25	-27.0%	37
Prevalence of False Alarms	1141	842	771	0.7%	1149
Fire Related Injuries	24	14	11	-31.7%	16
Road Traffic Collisions	93	28	39	-37.5%	58
Malicious False Alarms	27	6	19	4.8%	28
COMMENTS RELATING TO PERFORMANCE INDICATORS					

The District performance in the following areas either meets or exceeds the target:

Arson

Recorded arson indicators are pleasing, deliberately set fires and anti-social behaviour has a significant impact within communities and to those subject arson. We are 4% below target. The reporting timeframe includes the bonfire period, this highlights the risk reduction and prevention work carried out in collaboration with various other agencies is having an influence on anti-social behaviour and these types of fires.

To be on target and performing better than last year, post bonfire bodes well for the rest of the year. Through local and strategic working with West Yorkshire Police, Council anti-social behaviour teams, youth outreach workers and local schools/colleges we are identifying trouble some hot spot areas and dealing with issues, individuals, or groups quickly to prevent escalation.

Arson - Primary Fires

Primary fires generally cause damage to property, non-derelict buildings, or vehicles. Recorded arson - Primary Fires numbers are encouraging being 23 less incidents than the same period last year and 4.8% below target. Most of the incidents are deliberately set fires to vehicles 68 incidents (54%). These types of incidents have occurred across the district with no identified links or trends. The majority are abandoned vehicles in remote locations.

Deliberately set dwelling fires thankfully are low (15 incidents) and these tend to involve either persons with mental health illness or secondary fires spreading to a property; examples being rubbish or bins being ignited then damaging a property.

Fire damage in the majority of deliberate dwelling fires is limited to external fittings or item first ignited. We work regularly with our partners from the health and wellbeing setting, local authority, education, and police to prevent further occurrences.

33 incidents classed as 'other'. A large proportion of these are in rural settings and include haystacks, standing crops or woodland. Again, we identify any trends with these fires and work with WYP to reduce risk of re-occurrence.

Arson - Secondary Fires

Secondary Fires include vegetation (grass, corn etc.), refuse, bonfires and wheelie bins. Recorded Arson - Secondary Fires increased by 5 incidents compared to the previous year but is projected to be below the set target by 3.5%. These types of fires account for a total of 510 of incidents attended (24%) therefore it is a key indicator to reduce.

Although these figures are good; the improvement from the start of the financial year is extremely pleasing. Secondary arson fires were significantly high; at the end of April figures were 135% above target and by the end of May 54%. These figures were due to anti-social behaviour, the dry spell of weather and the ongoing covid restrictions. Our PMI recording and auditing process is now embedded with stations, and they highlight and deal with trends when identified; we the work with a variety of partners to reduce nuisance fires with great success in hot spot areas.

Actual Rescues

Although we attended 26 incidents more than the same period last year, we are on target to be significantly lower than the three-year average by 23.4%. Only two rescues were from a fire incident with no injuries sustained and 18 rescues from road traffic collisions (the majority not resulting in serious injury); this is encouraging as they are the most impactful on the persons involved.

The reason for the majority of these incident types is the 'Gaining Entry Cause for Concern' workstream, assisting YAS with entry into properties, we have also seen an increase in assisting social or nursing care with vulnerable persons. Looking forward we will strengthen our education to younger drivers through our engagement with colleges and partners to try and reduce risk from RTCs.

Non – Domestic Building Fires

Non- domestic building fires are impactful to businesses and WYFRS. We are pleased with a projection of 37 incidents, resulting in a 27% below target outcome non-domestic buildings fires. Incidents have been recorded across the district with no specific trends identified.

Most of the fires were processes or equipment/machinery that had failed causing overheating, smouldering or limited fire development, resulting in insignificant damage to the buildings or businesses. None of the fires resulted in a large scale, protracted fire service operation. Eight of the incidents were due to a deliberate act, with the majority deliberate ignition of rubbish or bins next to a premise then causing external damage to that building.

Our risk reduction and Environmental Hazard reporting in conjunction with Operational risk visits will highlight these dangers to building occupiers and owners.

Fire Related Injuries

Fire related statistics are very encouraging, 31.7% below the set average. The nine injuries sustained were thankfully minor, resulting in precautionary check-ups either on scene or at hospital. As a district we are pleased with such low numbers and severity of injuries; but any fire related injury no matter how serious is impactful for those involved.

We will continue to deliver our safe and well programme to those vulnerable in society to educate on the risks of fire and install detectors, where required, to ensure early notification of a developing fire.

Road Traffic Collisions (RTC)

The number of RTC's recorded has risen, as expected; but only by 11 incidents, from the same period in 2020 as life returns to some normality and traffic gets busier on our roads. It is encouraging that the figures are 37.5% below the set three-year average target.

This area continues to be a district priority. We will continue to implement local initiatives delivering impactful safety training and safety messages; when applicable. We will continue to work in collaboration with Safer Roads Wakefield and various other local agencies to increase engagement with young adult drivers.

We are piloting an initiative to deliver RTC awareness sessions that will be focussing on serious impacts of RTCs to all secondary schools in the district; targeting young drivers or those about to start learning.

Performance in the following areas is outside of the target set:

Dwelling Fires

The district disappointingly saw an increase of 12 dwelling fires compared with the previous period last year. The occurrence of dwelling fires is spread across the district with Wakefield, Castleford and Pontefract seeing a higher number of incidents compared to the other areas in the district.

Analysis of the incidents has revealed that most of them were small fires limited to item first ignited, cooking incidents, or contained within the room of origin. We will continue to monitor dwelling fire trends, identify risk reduction initiatives, and follow up campaigns to drive the figure down including a full return to Safe and Well visits post covid restrictions.

Total Activity

Although Wakefield district has seen a decrease of 11 incidents in comparison to the same period in 2020 overall, we are projected to be 6.1% above the three-year set target. This can be accounted for by the extremely busy period at the start of financial year. The implications of the Covid pandemic, lockdown and prolonged dry, warm weather are significant factors in the rise in activity.

The figures in this area have improved dramatically and continuation of effectively working with partners will hopefully see these figures within target as we move through the year. We have started to reset and implement the proactive measures for the continued reduction of incidents include engaging with local schools, community anchors/hubs, businesses, and partner agencies now that covid restrictions have eased.

Prevalence of False Alarms

Prevalence of False Alarms remains the single largest area of operational business in the district, therefore it is encouraging that we have attended 73 fewer incidents in the same period compared to last year. False alarms due to apparatus accounted for 446 incidents (58%). The majority of these are faults on the system or accidental actuation. We monitor trends and repeat occurrences, we challenge and provide advice/education to business premise owners/occupiers in rectifying the issues to prevent incident attendance.

During covid we also mobilised appliances to businesses due to staff working from home and the potential for empty premises. Good intent false alarms are mainly due to cooking, crews not required and controlled burning, we have attended 304 incidents to date which pleasing is 65 less compared to the same period in 2020.

Malicious False Alarms

Although we have had an increase of 13 incidents compared to the same period in 2020, In 2020 the closure of schools, colleges and business during the pandemic will have attributed to the smaller numbers. Given the lifting of restrictions and resumption of normality the performance

figures are positive, we will continue to engage with local schools and colleges to deliver educational programmes focused on raising awareness of fire safety and the impacts and consequences of inappropriate behaviour and the malicious use/activation of alarms. We will also promote and support brigade and national campaigns regarding this issue. We are also reviewing and working with crews to ensure these types of incidents are recorded correctly.

Summary

Wakefield District experienced large decreases in certain areas of operational activity through the pandemic and it is encouraging to see that these figures are continuing to be within set targets as normality resumes within society. We will continue to target advice and education to lower dwelling fire incidents through our safe and well programme.

We hope to be fully embedded within the new Wakefield district connecting care hubs in 2022, resulting in more quality referrals from the health and social care setting. Further embedding station involvement with PMI recording will be assured and risk initiatives undertaken by crew and watch commanders is a key priority within our action plan, including more local level collaborative working with police, council and community hubs/anchors.

Bradford District – Performance 2020 / 21

BRADFORD LOCAL AUTHORITY (DRRT) - PERFORMANCE MONITORING SYSTEM					
DATE:		VISITING COMMANDERS:			
OFFICERS PRESENT:					
DEFINITIONS					
3 YEAR AVG TARGET (Previous 3 Years)		Average performance from the previous 3 financial years, used as the target for this current year			
SAME PERIOD LAST YEAR (Previous Year)		Cumulative total for the same period in the previous year			
TOTAL SO FAR (Current Year)		Cumulative total for current year so far			
PROJECTION AGAINST 3 YEAR AVERAGE (Current Year)		Comparison of projected annual activity against the 3 year average target – Red (outside 10% of target), Amber (within 10% of target), Green (target achieved or exceeded)			
END OF YEAR PROJECTION (Current Year)		Projected value at the end of the financial year based on Total So Far and the number of days remaining			
<i>[values to 01 Dec 2021 23:59:59]</i>					
	3 YEAR AVG TARGET (2017/20)	SAME PERIOD LAST YEAR (2020-01/12/20)	TOTAL SO FAR (2021/22)	AGAINST 3 YEAR AVG (2021/22)	END OF YEAR PROJECTION (2021/22)
Arson	2193	1533	1501	2.0%	2236
Arson - Primary Fires	448	269	217	-27.8%	323
Arson - Secondary Fires	1745	1264	1284	9.6%	1913
Actual Rescues	379	129	216	-15.1%	322
Total Activity	6348	4586	4698	10.3%	6999
Dwelling Fires	316	200	196	-7.6%	292
Non-Domestic Building Fires	97	51	62	-4.8%	92
Prevalence of False Alarms	2502	1815	1863	10.9%	2775
Fire Related Injuries	52	31	17	-51.3%	25
Road Traffic Collisions	141	74	94	-0.7%	140
Malicious False Alarms	123	89	134	62.3%	200
COMMENTS RELATING TO PERFORMANCE INDICATORS					

Bradford District Performance Monitoring Report – 01 April 2021 – 1st December

The district performance in the following areas has met or exceeded the target set:

Arson – Primary Fires

Primary Arson incidents have reduced significantly by 27.8 % in comparison to the 3-year average. Our performance management district site now allows for us to record and identify where trends occur and enables us to tackle arson with partner agencies more effectively.

As a district we currently have one ongoing arson primary hot spot that is being managed by crews from Fairweather Green Fire Station.

Actual Rescues

Bradford District has observed a decrease in actual rescues throughout this period with a reduction of 15.1% against the three-year average.

An area of focus continues to be the reduction of water rescue incidents and is something we are committed to driving down with help from our partners. An assessment of all water sites is being conducted and each site risk assessed and RAG rated. Once this information has been collated, it will allow to strategically plan for future media and safety interventions.

Fire Related Injuries

We continue to see a dramatic reduction in fire related injuries; this is now 51.3% below the three-year average. This coincides with the reduction of both dwelling fires and non-domestic building fires. These figures reinforce how effective the safety messages are that fire crews are conveying to the public, whether it be in a commercial property or in their homes.

We continue to analyse significant incidents under the Serious Incident Review (SIR) process with partners - this ensures that we evaluate and learn from the more serious Incidents.

The district performance in the following areas where performance indicators require focus.

Arson – Secondary Fires

Secondary Arson had risen over the summer and into autumn and is currently 9.5% above the three-year average. However, this figure has been reducing over the last few months and is expected to continue to decrease.

Analysing incidents and trends taking place within Bradford using the PMI recording system, we can identify risk areas and work with our partners to reduce occurrences.

The following two examples are taken from the PMI recording page which is updated by local fire crews:

example 1

Location **Wibsey Park Playground**

Ward **Wibsey**

PMI **Arson Secondary**

Date **27/11/2021**

Frequency of small secondary fires between 18.00-19.00.

Watch Manager from Odsal has contacted neighbourhood police team to increase patrols throughout the local area during this time period to deter further occurrences. This case will be monitored, and any further support will be requested via the local ward meeting.

example 2

Location **Arum Street Community Centre**

Ward **Little Horton Ward**

PMI **Arson Secondary**

Date **21/01/2021**

Unused community centre targeted by youths for Arson Secondary. Reports made to Ward Officers and Policing teams, discussions had with Bradford Clean up teams regarding the site and its target potential.

15/04/21

*Emails to all watches to conduct Environmental Audit of this premise each tour.
Email exchange to identify owner of the land near school – this land does belong to the school – however is not managed for security etc. Enquires made as to how this land can be developed to prevent further incident.*

30/11/21

Incidents have increased, 7 attendances within the last month. Contact has been made with the Ward officer to offer our partnership assistance in making the site safe and to share our increased concern.

District Prevention manager has escalated this site to Bradford Safer Communities, ASB team, and the Stronger communities and partnerships team within West Yorkshire Police. Safer Communities have planned for building to be secured and will investigate what plans are in place for the buildings future to deter further incidents.

Prevalence of False Alarms/Malicious False Alarms

False alarms have continued to increase and currently stands at 10.9% above the three-year average. Fire crews continually monitor and work with building owners to try and reduce false alarms. However, much of this increase is due to the malicious false alarm total which is now 62.3% above the three-year average.

In the main, this increase has been largely a result of repeat attendances to one premise within the City ward. This has been highlighted in the last Authority report and an update on the progress made to reduce this has been recorded below.

Total attendances 49

Grattan House, Sunbridge Well, Bradford (written 01 Sept 21)

Ward – City Ward

Identified repeat incident attendance – recorded as malicious alarm

9th November 2021

Bradford blue watch attended various times and found fire safety had worsened so involved Fire Protection and WYP. Police found drug dealing in building and fire alarm found defective.

10th November 2021

Multi agency meeting held at Bradford Fire station chaired by Watch Manager.

West Yorkshire Fire & Rescue Fire protection department issued a Prohibition notice in line with the Regulatory Reform Order Article 31.

As a result of this partnership agency work, the building has now been vacated of all occupants and made secure to prevent further alarm actuations.

This case will continue to be monitored to ensure that actions are preventative of further occurrences.

Road Traffic Collisions

The RTC data suggests that we have a significant improvement in relation to RTC for this period. The average number of RTC has been consistently above the three- year average throughout the year but as we head into the winter months, we have seen the numbers decrease, falling more in line with the three-year average.

In comparison to last year's data, we have had 20 additional incidents. As a result of the 2020 pandemic, we witnessed a decrease in road activity due to the restraints imposed on the public during lockdown.

We are on track to meet our target by the end of the financial year in this PMI.

Summary

As we head into the winter months, we are still exercising a degree of caution in relation to the covid issues, but fire crews and prevention staff are very much back in the community, reducing risk and assisting the people of Bradford.

Performance Indicators are looking positive across the board, excluding the anomaly with the false alarms, which should now start to improve going forward.

It's encouraging to see fire crews training again with other blue light partners; something that has had to be deferred during the height of the pandemic. I'm sure this will give reassurance to the community of Bradford and will continue to improve our overall response to incidents.

Bradford fire crews, officers and prevention staff have shown a tremendous amount of resilience over this last 18 months and have adapted their ways of working to ensure the people of Bradford still receive a high level of service.

Kirklees District – Performance 2020 - 21

KIRKLEES LOCAL AUTHORITY (DRRT) - PERFORMANCE MONITORING SYSTEM					
DATE:		VISITING COMMANDERS:			
OFFICERS PRESENT:					
DEFINITIONS					
3 YEAR AVG TARGET (Previous 3 Years)	Average performance from the previous 3 financial years, used as the target for this current year				
SAME PERIOD LAST YEAR (Previous Year)	Cumulative total for the same period in the previous year				
TOTAL SO FAR (Current Year)	Cumulative total for current year so far				
PROJECTION AGAINST 3 YEAR AVERAGE (Current Year)	Comparison of projected annual activity against the 3 year average target – Red (outside 10% of target), Amber (within 10% of target), Green (target achieved or exceeded)				
END OF YEAR PROJECTION (Current Year)	Projected value at the end of the financial year based on Total So Far and the number of days remaining				
	3 YEAR AVG TARGET (2017/20)	SAME PERIOD LAST YEAR (2020-01/12/20)	<i>[values to 01 Dec 2021 23:59:59]</i>		
			TOTAL SO FAR (2021/22)	AGAINST 3 YEAR AVG (2021/22)	END OF YEAR PROJECTION (2021/22)
Arson	982	564	544	-17.5%	810
Arson - Primary Fires	228	130	96	-37.3%	143
Arson - Secondary Fires	754	434	448	-11.5%	667
Actual Rescues	279	102	129	-31.1%	192
Total Activity	4058	2847	2815	3.3%	4194
Dwelling Fires	183	115	112	-8.8%	167
Non-Domestic Building Fires	63	38	39	-7.8%	58
Prevalence of False Alarms	1823	1404	1331	8.8%	1983
Fire Related Injuries	37	10	14	-43.6%	21
Road Traffic Collisions	129	48	83	-4.1%	124
Malicious False Alarms	58	18	26	-33.2%	39
COMMENTS RELATING TO PERFORMANCE INDICATORS					

The District performance in the following areas is on track to meet or exceed the required target set:

Arson

Kirklees District has seen a continued reduction against the performance target set for arson by 17.5%. The continued effort by crews, Prevention team and the Fire liaison Officer to ensure local targeted initiatives to remove excess waste and maintain productive relationships within the district is maintaining this lowering trend.

Arson Primary Fires

Kirklees District is currently surpassing its target for primary arson by 37.3%, with fewer incidents than the same period last year. Operational and Prevention staff have increased their presence within the community over the last few months.

The Fire Liaison Officer has established and embed effective communication pathways with other partners in relation to deliberate fire setting. This work allows operational crews to be informed early of buildings at risk of anti-social behaviour and then prepare risk reduction activities within the area.

Arson Secondary fires

Kirklees District has seen a continued reduction against the performance target set for arson by 11.5%. risk reduction activities, partnership working, and the development of project work such as the Daisy Mill project continue to see a reduction across all arson categories. This is real testament to the risk reduction processes that are in place within the district.

Actual Rescues

The number of actual rescues compared with the same period last year is up at 129 compared to 102. The projections and current figures suggest that we will exceed our target by 31.1%. There is still a significant amount of work ongoing with partners to reduce the amount of RTCs. The reason for most of these incident types is the 'Gaining Entry Cause for Concern' workstream, assisting YAS with entry into properties.

Dwelling Fires

We have seen fewer dwelling fires than the same period last year, Kirklees District is currently 8.8% below the three-year average target. Analysis of the incidents has revealed that most of these incidents are small fires limited to item first ignited, cooking incidents or contained within the room of origin.

Our S&W program continues to support safety in the home and our teams are delivering quality advice and support to households throughout the district. These teams have completed 1005 safe and well visits throughout the District. This work contributes to further driving down the number and severity of dwelling fires across Kirklees.

Non-Domestic Building Fires

Kirklees is on target to meet the three-year average by 7.8%, This is partly due to identifying incident trends and ensuring that property owners take responsibility for securing their buildings. Kirklees crews are now returning to complete the Operational risk visits.

The crews give advice and guidance to building owners /occupiers to reduce the risk of fire, crews also collect operational information about the premise so they are prepared, should an incident occur.

Fire Related Injuries

Kirklees District has seen a slight increase in fire related injuries to the same period last year. However, we are on track to meet our target against this indicator by 43.9%. Kirklees District continues to work with local community groups and partners to provide fire safety education. We promote the importance of having working smoke detectors and a fire escape plan.

Strong partnership links with Adult Social Care, TSL Kirklees, Care Providers and NHS Kirklees have seen a development through communication & training and have led to improvement in quality and quantity of the right kind of referral which enables us to deliver a more joined up service to the community.

Road Traffic Collisions

There have been 83 road traffic collisions within the District with 23 requiring extrication by fire crews in this reporting period. However, we are currently on track to meet our three-year average target by 4.1%.

WYFRS crews across the District have been proactive in highlighting the dangers and continue to work with the Kirklees Road Safety Partnership in aiming to make Kirklees' roads safer. They were involved in promoting Brake's national Road Safety Week (15th – 21st November 2021) delivering a range of 'Engage and Educate' events at supermarkets across the area with Highways, WYP and Safer Kirklees and extrication demonstrations were held at Kirklees College sites in Dewsbury and Huddersfield

Malicious False Alarms

Kirklees District is exceeding the target for malicious false alarms by 33.2%. This is due to the excellent work that has been carried out by Fire Protection, partners and the District team.

The performance figures are positive, and we will continue to engage with local schools and colleges to deliver educational programmes focused on raising awareness of fire safety and the impacts and consequences of inappropriate behaviour and the malicious use/activation of alarms.

The District performance in the following areas is not on track to meet the target set:

Prevalence of False Alarms

Kirklees District are forecast to be 8.8% over the three-year average target set, although it is down on the same period last year.

The majority of false alarms are attributed to human behaviours such as smoking or cooking practices and are being addressed through education and advice in the most prevalent premises. Operational crews continue to work with both Fire Protection, Prevention teams and partners to identify premises where issues arise.

Total Activity

We have seen a decrease of incidents compared to the same period last year of 32 incidents. Our projection for total activity for the end of the year is 3.3% above our target. We recognise there is still work to do in all areas to drive down risk further.

The District Team will continue to monitor trends and target resources based on intelligence and the variety of data sets/mapping systems to further reduce the activity over the coming year. The introduction of the PMI recording facility will allow crews to detect and diarise any repeat incidents and log the proactive work being undertaken.

Summary

Kirklees District continues to record positive results within the PMIs. This is due to the dedicated and professional work carried out by the District team, Prevention and operational crews throughout the last period in making Kirklees communities safer.

Calderdale District – Performance 2020 – 21

CALDERDALE LOCAL AUTHORITY (DRRT) - PERFORMANCE MONITORING SYSTEM					
DATE:		VISITING COMMANDERS:			
OFFICERS PRESENT:					
DEFINITIONS					
3 YEAR AVG TARGET (Previous 3 Years)		Average performance from the previous 3 financial years, used as the target for this current year			
SAME PERIOD LAST YEAR (Previous Year)		Cumulative total for the same period in the previous year			
TOTAL SO FAR (Current Year)		Cumulative total for current year so far			
PROJECTION AGAINST 3 YEAR AVERAGE (Current Year)		Comparison of projected annual activity against the 3 year average target – Red (outside 10% of target), Amber (within 10% of target), Green (target achieved or exceeded)			
END OF YEAR PROJECTION (Current Year)		Projected value at the end of the financial year based on Total So Far and the number of days remaining			
	3 YEAR AVG TARGET (2017/20)	SAME PERIOD LAST YEAR (2020-01/12/20)	[values to 01 Dec 2021 23:59:59]		
			TOTAL SO FAR (2021/22)	AGAINST 3 YEAR AVG (2021/22)	END OF YEAR PROJECTION (2021/22)
Arson	382	271	272	6.1%	405
Arson - Primary Fires	82	59	64	16.3%	95
Arson - Secondary Fires	300	212	208	3.3%	310
Actual Rescues	161	78	108	-0.1%	161
Total Activity	2075	1582	1626	16.7%	2422
Dwelling Fires	105	53	59	-16.3%	88
Non-Domestic Building Fires	36	19	22	-9.0%	33
Prevalence of False Alarms	889	750	698	17.0%	1040
Fire Related Injuries	23	7	6	-61.1%	9
Road Traffic Collisions	64	32	43	0.1%	64
Malicious False Alarms	29	27	27	38.7%	40
COMMENTS RELATING TO PERFORMANCE INDICATORS					

The district performance in the following areas either meets or exceeds the required target:

Dwelling Fires

Calderdale District are below the target for house fires by 16.3 %, with a total 59 dwelling fires recorded for this period. There have been 46 accidental dwelling fires and 13 deliberate dwelling fires. We continue to monitor trends and proactively target the most vulnerable within the community.

We have increased our number of safe and well visits both our prevention team and crews have been carrying out as the restrictions from COVID have reduced. Operational and Prevention staff have increased their presence within the community over the last few months.

These teams have completed over 1000 safe and well visits throughout the district This will contribute to further driving down the number and severity of dwelling fires across Calderdale.

Non-Domestic Fires

The number of non-domestic building fires is 9.0 % below the target set for Calderdale so far this year. There has been a total of 22 reportable non-domestic building fires. This achievement is attributed to the work of operational crews and the prevention team working with partners to target specific risk particularly around waste sites and fly tipping located in derelict buildings and undertaking 90 ORV's and 72 EVA's within Calderdale.

Crews carried out numerous EVA routes over the bonfire period to ensure that any waste located near or in buildings was removed quickly via our partnership pathways.

Fire Related Injuries

There have been no fire deaths in Calderdale this year. Calderdale District is significantly below the set target by 61.1% . Calderdale District continues to work with local community groups and partners to provide fire safety education. We promote the importance of having working smoke detectors and a fire escape plan.

Strong partnership links with Adult Social Care, Together Housing, Care Providers and NHS have seen a development through communication & training and have led to improvement in quality and quantity of the right kind of referral and so enabled us to deliver a better more joined up service to the community. Recently district teams have forged new partnerships with local colleges and taken part in their fresher's events to highlight the risks in the home.

Actual Rescues

Calderdale District is achieving the target for actual rescues by -0.1 % with 108 rescues recorded for this period. 29 of these rescues result from 20 road traffic collisions and 40 from lift rescues, a number are also related to effecting entry into properties. Reducing road traffic collisions continues to be an area of focus for engagement activities with the Calderdale Road Safety Delivery group as well as working with businesses where we receive repeat calls for lift rescues.

Performance in the following areas which fall below the target set:

Arson

Calderdale District is above the target set for arson by 6.1% with a total of 272 arson incidents recorded. Primary fires as a result of arson equates to 64 of these incidents. The majority of secondary fires are attributed to refuse and vegetation.

The district has highlighted this as a priority and are working on projects within Park and Ovenden wards to tackle this issue. We are working with the highways section of Calderdale Council to ensure that areas identified through EVAs are dealt with quickly and that areas that are prone to these types of incidents are visited by ourselves and partners on a regular basis.

There has been a significant reduction in arson over the last couple of months which can be attributed to crews work within our highlighted wards and the continual partnership work with both engagement groups and Calderdale Council.

Road Traffic Collisions

Calderdale District is below the target set by 0.1 % with 43 incidents recorded so far this year. Calderdale District continues to support the Calderdale Road Safety Delivery Group with operation Hawmill which tackles anti - social use of vehicles and offences on the road networks of Calderdale.

The Road Safety Roadshow has been postponed until March due to COVID but crews and district teams have continued to deliver education around road safety through different education pathways.

Malicious False Alarms

The number of false alarms is 38.1% which is above the target set, with a total of 27 incidents recorded for the year so far. We have seen an increase over the last couple of months which were deliberate actuation of break glass points within Together Housing properties, we are working with partners to look at methods of deterring anti-social behaviour in these premises

Prevalence of False Alarms

The number of false alarms is 17.0% above the target set, with a total of 698 incidents recorded for the year so far. Following the easing of lockdown we have seen an increase in false alarms from business premises, we are working with local businesses and partners to ensure that alarm systems are regularly maintained by offering advice.

False alarms which are attributed to human behaviours such as smoking or cooking practices are being addressed through education and advice in the most prevalent premises. Operational crews continue to work with Fire Protection / Prevention Teams and partners to identify premises where issues arise.

Total Activity

The total number of incidents attended across Calderdale is 16.7 % above the target figure set. This is reducing on a monthly basis as restrictions have eased and work with partners and the community has increased. We have attended 1626 incidents this period.

The district team ensure that areas of high activity are brought to the attention of partners and solutions sought on these parts of the district. The district team will continue to monitor trends and target resources based on intelligence and the variety of data sets/mapping systems to further reduce the activity over the coming year.

Summary

In Calderdale, we work with local partner agencies to educate people on how to prevent fire and where necessary, safely react to an emergency. We had a challenging start to the year, however, we are beginning to see positive results and this is translating through to our performance management indicators.

We continue to utilise partnership involvement in a number of performance indicators, particularly the indicators involving life and property (dwelling fires, building fires, fire related injuries and RTCs). These reductions are a direct result of the on-going partnership work carried out by operational crews and prevention staff.

We currently have a plan in place to tackle the secondary fires within the district, this will involve education, community engagement and further partner involvement

These projects will aim to reduce the nuisance fires within Calderdale and continue the downward trend within the district.

Leeds District – Performance 2020 – 21

LEEDS LOCAL AUTHORITY (DRRT) - PERFORMANCE MONITORING SYSTEM					
DATE:	VISITING COMMANDERS:				
OFFICERS PRESENT:					
DEFINITIONS					
3 YEAR AVG TARGET (Previous 3 Years)	Average performance from the previous 3 financial years, used as the target for this current year				
SAME PERIOD LAST YEAR (Previous Year)	Cumulative total for the same period in the previous year				
TOTAL SO FAR (Current Year)	Cumulative total for current year so far				
PROJECTION AGAINST 3 YEAR AVERAGE (Current Year)	Comparison of projected annual activity against the 3 year average target – Red (outside 10% of target), Amber (within 10% of target), Green (target achieved or exceeded)				
END OF YEAR PROJECTION (Current Year)	Projected value at the end of the financial year based on Total So Far and the number of days remaining				
			<i>[values to 01 Dec 2021 23:59:59]</i>		
	3 YEAR AVG TARGET (2017/20)	SAME PERIOD LAST YEAR (2020-01/12/20)	TOTAL SO FAR (2021/22)	AGAINST 3 YEAR AVG (2021/22)	END OF YEAR PROJECTION (2021/22)
Arson	2103	1225	1236	-12.4%	1841
Arson - Primary Fires	493	240	234	-29.3%	349
Arson - Secondary Fires	1610	985	1002	-7.3%	1493
Actual Rescues	663	206	267	-40.0%	398
Total Activity	8519	5873	6258	9.4%	9323
Dwelling Fires	410	244	246	-10.6%	366
Non-Domestic Building Fires	169	77	85	-25.1%	127
Prevalence of False Alarms	4084	2905	3137	14.4%	4673
Fire Related Injuries	57	36	44	15.0%	66
Road Traffic Collisions	228	99	135	-11.8%	201
Malicious False Alarms	111	43	83	11.4%	124
COMMENTS RELATING TO PERFORMANCE INDICATORS					

The District performance in the below areas have met or exceeded the set target:

Arson

Leeds District have seen a continued reduction against the performance target set for arson by 12.4% for this period.

Risk Reduction activities, partnership working, and the development of engagement opportunities with community groups, Neighbourhood Policing Teams and Leeds City Council may be attributed to this continued reduction across all arson categories.

A focused joint approach for community engagement was conducted between WYFRS, West Yorkshire Police and Leeds City Council in the run up to Bonfire Night. Community engagement included attending community events, hosting engagement stalls, attending community centres and providing media updates on platforms such as Facebook live, and radio interviews have been seen a progressive step in maintaining crucial communications and messaging to our community.

It is felt that this approach provided a reduction of arson and anti-social behaviour across the district, but particularly in targeted areas that data shows have been problematic in previous years.

We also recorded no attacks on Fire Fighters during the Bonfire period.

Arson – Primary Fires

We continue to address domestic arson concerns via Safe & Well referrals, visiting properties and working closely with Police colleagues and a range of partners. This approach has contributed to a continued reduction of primary fires across the district by 29.3% for this period.

With regards to primary fires over the bonfire period, we saw a reduction of 36% over the same period during the previous year.

Arson – Secondary Fires

Leeds have again seen a reduction of 7.3% in secondary arson fires over this reporting period when compared with the target.

The relationships built with Leeds City Council and the processes put in place have enabled crews to report, and have excess waste removed as a priority from across the district. This approach worked well on the run up to Bonfire period where we saw a 12% reduction in secondary fires over the same period compared to the previous year.

Our data driven approach to risk reduction allows us to analyse and review trends of incident activity over night and day to day, enabling crews to focus their efforts in a smarter more efficient and effective way.

Actual Rescues

Leeds district continues to see a significant reduction in rescues from RTC's, water and other incidents types, surpassing the target for this reporting period by 40%.

We continue to work collaboratively with partners such as Safer Leeds on projects to address water and road safety issues.

Leeds District have established and chair a Water Safety Group with membership including blue light services, Local Authority, elected members and other invested groups, with the aim to

reduce the loss of lives and develop a safer water network and education across the city. We also represent WYFRS on national water safety groups.

Dwelling Fires

Leeds have seen an 10.6% reduction against the annual target for this reporting period in dwelling fires.

Safe & Well telephone calls have been conducted along with the return of crews undertaking physical home visits, offering fire safety education advice and support at every opportunity.

District Prevention Officers have completed a number of high-risk home visits, ensuring the most vulnerable members of our community are identified and targeted to support them and reduce their risk of fire or harm.

The Leeds City Housing secondees have also undergone and refreshed approach and focus to reduce fire in council owned properties.

Non-Domestic Building Fires

Leeds have continued to achieve a significant reduction in this performance area by achieving 25.1% above target.

Leeds Crews have returned to completing operational risk visits at sites across the district, collating detailed information of risks present, which can be accessed should we attend an incident at that location. Crews utilise these visits as an opportunity to engage with site management offering guidance on how to reduce risk and the likelihood of an incident occurring.

We continue to undertake Building Risk Reviews (BRR) stemming from a Government led piece of work which allows the district to really drive the risk and intelligence gathering required within Leeds.

Road Traffic Collisions

As the city continues its transition to a new normal following the pandemic, our continued support of the Leeds Safer Roads Partnership and 'Vision Zero' becomes ever more important. We are currently working with partners on the revision of Vision Zero and are keen to be involved at all levels.

The Leeds District Prevention Team continues to support and be an influential member of the Leeds Safer Roads Steering Group.

Leeds District continue to see a sustained reduction in RTC's against our target by 11.8%.

The performance in the following areas are outside of the target set:

Total Activity

Leeds District have seen a total activity increase above target this period by 9.4%. Whilst this increase in activity reflects the overall increase in activity across WYFRS, we acknowledge there is still work to do in this area.

Prevalence of False Alarms / Malicious False Alarms

Leeds District have observed a slight increase against these performance objectives, with the prevalence of false alarms being 14.4% above target and malicious false alarms 11.4% above target.

The demolition and building works at the Leeds General Infirmary (LGI) have seen a significant rise in false alarms occurring at the site. Leeds District continues working with the LGI to support the reduction of false alarms.

We have attended a significant number of false alarms Bismarck Court, Leeds 11. We are working with the properties management team to resolve the associated on-site issues, which has had a positive outcome. Following our contact with the responsible people of the site we have seen no further false alarm mobilisations (Up to this date).

Similarly, we are working with Leeds City Councils fire management team to reduce attendances at their top 10 offending sites.

We have also rolled out a new PMI reporting and recording process which supports crews and the district team to identify, progress and capture issues and actions.

Fire Related Injury

During this reporting period we are still showing an increase in fire related injuries at 15% above target. This is largely attributable to one dwelling fire in Micklefield that involved 7 self-rescues. Without this incident Leeds District would be within 1% of target.

We acknowledge there is still work to do in this area and continue to deliver educational input and Safe & Well guidance across the district. We are seeing some success though as it is worth noting again that dwelling fires are nearly 11% below the target average.

Summary

Leeds district again report positive indicators in the majority of PMI areas and continue to make progress in areas that fall outside of target range.

The risk reduction and prevention teams have forged new and strengthened existing relationships with partners enabling more efficient ways of working, resulting in increased benefit to our communities.

The Leeds District Risk Reduction and Prevention Guidance has been refreshed and delivered by way of face-to-face meetings with every Watch Commander within the district. This has provided an opportunity to re-set districts expectations and communicate changes in processes such as the new PMI reporting tool and assurance processes.

I continue to be extremely proud of the way Leeds District has achieved positive results within the PMIs in what have been very challenging times for the Service and our community. I would like to acknowledge the continued dedicated and professional work carried out by the District team and Crews on Fire Stations throughout the Covid pandemic and beyond in making Leeds and West Yorkshire communities safer.



OFFICIAL

Performance Management Indicator Targets 2022 -23

Community Safety Committee

Date: 14 January 2022

Agenda Item:

8

Submitted By: Director of Service Delivery

Purpose	To inform Members of the Community Safety Committee of the Performance Management (PMI) targets for 2022 / 23
Recommendations	That Members of the Community Safety Committee approve the targets for 2022 / 23.
Summary	The report and attached PMI (Outcome) targets detail the incident related targets for the forthcoming reporting period. Performance against these targets will be monitored and reported to the Community Safety Committee quarterly and end of (fiscal) year.

Local Government (Access to information) Act 1972

Exemption Category: None

Contact Officer: AM Service Delivery - Scott Donegan
Scott.Donegan01@westyorksfire.gov.uk

Background papers open to inspection: None

Annexes: None

1 Introduction

- 1.1 The Performance Management Systems extracts information that is added to the Incident Recording System (IRS) following every incident that WYFRS attends. This information is used internally to monitor performance and set strategies for prevention, protection and response activity. It is also returned to the Home Office every month to inform national statistics which are published in the annual Home Office National Statistics documents which detail all incidents attended by Fire and Rescue Services across England.

2 Information

- 2.1 The key performance indicators that are measured and reported include:
- Arson (deliberate fires) broken down into Primary Fires and Secondary Fires
 - Actual Rescues (This can include rescues from fires, road traffic collisions or technical rescues from water, height etc.)
 - Total Activity (Sum of all incidents attended)
 - Dwelling Fires
 - Non-Domestic Building Fires
 - Prevalence of False Alarms
 - Fire Related Injuries
 - Road Traffic Collisions
 - Malicious False Alarms
- 2.2 The target setting methodology is based on the average performance across the previous three years. Due to the impact of Covid on performance and community lifestyle factors it was agreed by Members on the 15th January 2021 that performance data for the fiscal year 2020 / 21 will not be used to set average targets.
- 2.3 The target for each of the key performance indicators listed in 2.1 for 2022 / 23 is the average figure based on the most up-to-date three years of incident data available. The specific date range to set these targets is Oct to Mar 2017/18, 2018/19, 2019/20, Apr to Sep 2021/22. This provides 36 months of validated data and accounts for seasonality.
- 2.4 The data verification process that is undertaken by the Business Intelligence Team results in a time lag in reporting data that has been verified. This is the process to check the accuracy of all reports that have been generated by operational staff within the IRS.

2.5 All data that is 'checked' and 'unchecked' will be included in the reports to committee. This includes all incidents attended that have been checked and verified by the data and intelligence team, but it will also include data on incidents that are still to be checked and verified. As such, the data presented will be provisional until officers can confirm that all the data is verified.

3 Financial Implications

3.1 There are no financial implications arising from this report.

4 Legal Implications

4.1 The Monitoring Officer has considered this report and has no observations to make at the time of submission of this report but may provide legal advice at the committee meeting and/or respond to any requests by Members for legal advice made at the meeting.

5 Human Resource and Diversity Implications

5.1 There are no Human Resources or Diversity implications arising from this report.

6 Equality Impact Assessment

Are the recommendations within this report subject to Equality Impact Assessment as outlined in the EIA guidance? (EIA guidance and form 2020 form.docx (westyorkfire.gov.uk))	No
--	----

7 Health, Safety and Wellbeing Implications

7.1 There are no Health and Safety implications arising from this report.

8 Environmental Implications

8.1 There are no Environmental implications arising from this report.

9 Your Fire and Rescue Service Priorities

- We will reduce the risks to the communities of West Yorkshire
- We will continue to develop ways of working which improve the safety & effectiveness of our firefighters
- We will work efficiently to provide value for money and make the best use of reserves to provide an effective service

- We will be innovative and work smarter throughout the service
- We will invest in information and communication technology, digital and data, to deliver our service in smarter ways
- We will promote environmentally friendly ways of working, reduce waste and raise awareness amongst staff to both fight climate change and respond more effectively to incidents driven by extreme weather events

10 Conclusions

- 10.1 The PMI and reporting process will allow service managers to keep Members up to date on the performance against the key service delivery outcome targets. The targets are an integral part of the District Plans and enable us to target our resources and evaluate effectiveness of initiatives across the county.
- 10.2 Through 2021 / 22 we have seen strong performance against the majority of our performance management indicators. This will result in more challenging targets for 2022 / 23 which we will work hard to achieve.

Appendix – Performance Management Targets 2022 – 23

WYFRS	Provisional 2022/23 Targets
Arson	6383
Primary Arson	1341
Secondary Arson	5042
Actual Rescues	1621
Total Activity	24209
Dwelling Fires	1144
Non-Domestic Building Fires	406
Prevalence of False Alarms	10558
Fire Related Injuries	181
Road Traffic Collisions	645
Malicious False Alarms	358

Bradford	Provisional 2022/23 Targets
Arson	2156
Primary Arson	419
Secondary Arson	1737
Actual Rescues	376
Total Activity	6398
Dwelling Fires	318
Non-Domestic Building Fires	92
Prevalence of False Alarms	2523
Fire Related Injuries	45
Road Traffic Collisions	139
Malicious False Alarms	132

Calderdale	Provisional 2022/23 Targets
Arson	367
Primary Arson	79
Secondary Arson	288
Actual Rescues	167
Total Activity	2152
Dwelling Fires	105
Non-Domestic Building Fires	38
Prevalence of False Alarms	917
Fire Related Injuries	21
Road Traffic Collisions	65
Malicious False Alarms	29

Kirklees	Provisional 2022/23 Targets
Arson	911
Primary Arson	209
Secondary Arson	701
Actual Rescues	273
Total Activity	4072
Dwelling Fires	187
Non-Domestic Building Fires	63
Prevalence of False Alarms	1861
Fire Related Injuries	35
Road Traffic Collisions	130
Malicious False Alarms	56

Leeds	Provisional 2022/23 Targets
Arson	1988
Primary Arson	445
Secondary Arson	1544
Actual Rescues	630
Total Activity	8579
Dwelling Fires	405
Non-Domestic Building Fires	162
Prevalence of False Alarms	4130
Fire Related Injuries	57
Road Traffic Collisions	225
Malicious False Alarms	113

Wakefield	Provisional 2022/23 Targets
Arson	961
Primary Arson	188
Secondary Arson	772
Actual Rescues	175
Total Activity	3009
Dwelling Fires	128
Non-Domestic Building Fires	50
Prevalence of False Alarms	1127
Fire Related Injuries	22
Road Traffic Collisions	86
Malicious False Alarms	28