

THE DIFFERENCE BETWEEN TOOLS AND TOYS

Learning objectives

1. I know the difference between tools and toys.
2. I know what firefighters do to help us.
3. I know what firefighters wear to protect themselves.

Resources

- Tools and Toys laminated cue cards
- Playmobile video
- Dress and label the Fire Fighter
- Painting by maths and numbers
- Fire Service Word Wall

[DOWNLOAD KEY STAGE 1 LESSON 1 HERE](#)

CLICK

Learning outcomes

By the end of the lesson, pupils will be able to: recognise which household articles should only be used by adults and which ones have been designed for children to play with; and also gain a brief understanding of the role and words that a firefighter might use; and how they dress to protect themselves.

Parental engagement

- Parents directed towards completing their own fire safety check or how to request a Safe and Well visit by accessing: [HERE](#)
- Parents directed towards link to download or print Frances the Firefly reading book [HERE](#)

Tools Not Toys sorting game - (use laminated images)

At the beginning, highlight that tools are dangerous; should only be used by grownups; and should never be played with.

The pupils stand in the middle of the room. Place the **SAFE** card on the far left of the room and the **DANGEROUS** card on the right of the room. Shuffle the A4 cards face down and ask a pupil to choose one. Turn the card over and show it to the class. Ask them to run to either the **SAFE** side or **DANGEROUS** side of the room on the count of 3.

CLICK

SAFE
SAFE
SAFE



DANGEROUS
DANGEROUS
DANGEROUS



Playmobile Video



CLICK

Animation and music explaining what firefighters do to help us, using Playmobile characters.

THE DIFFERENCE BETWEEN TOOLS AND TOYS


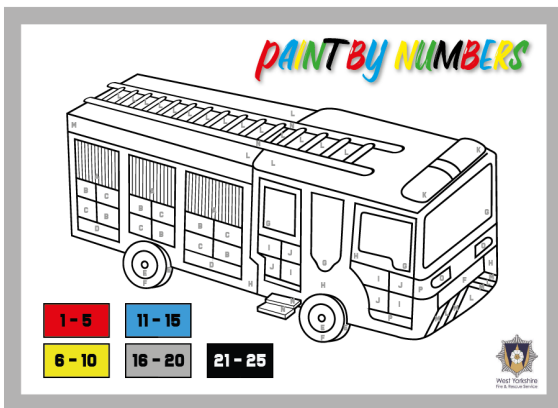


Watch the video then cut out and dress the firefighter. Cut out the titles and place them next to the appropriate item of clothing.

Which two items of clothing are left over?
What is the difference between a hat and a helmet?




Paint by maths and numbers



Complete the maths page to discover which colours to paint the fire engine.



Word Wall



Frequently used words relating to the Fire Service that can be used during writing and reading.

