

THE DIFFERENCE BETWEEN TOOLS AND TOYS

Learning objectives

1. I know the dangers and hazards of fire
2. I know the dangers of playing with matches and lighters

Resources

- Frances the Firefly - video/book/colouring-in sheet/powerpoint book
- Maze computer game
- Causes of Fire - laminated sheets
- It Only Takes One Accident - video
- Worksheet No.7 - Spot the fire hazards

Learning outcomes

By the end of the lesson, pupils will be able to: recognise the dangers of fire; the 7 main causes of fire; the dangers of playing with matches and lighters; which hazards are present in the home.

Parental engagement


Parents directed towards link to download Frances the Firefly booklet PDF.

[DOWNLOAD KEY STAGE 1 LESSON 2 HERE](#)

CLICK

CLICK


Frances the Firefly



Play Frances the Firefly video, or read from booklet or Powerpoint book. Re-cap and discuss key messages then complete the colouring-in sheet.

CLICK


The Computer Maze Game



Move your computer mouse through 3 levels of the house without touching the walls. Stay low to avoid the smoke. Click the hydrants to find the axes to break the doors down. Follow the instructions then click on the picture of the house at the end of the maze to put the fire out.

CLICK

It Only Takes One Accident - Video and worksheet



Play 'It Only Takes One Accident' video followed by re-cap and discussion of key messages.

Hand out and complete Worksheet No. 7 'Spot the Hazards'.

CLICK

CLICK

THE DIFFERENCE BETWEEN TOOLS AND TOYS

Causes of Fire - laminated pictures and fire safety discussion



Explain to the class that there are 7 main causes of fire in the house. Ask pupils to suggest what those causes might be? Display the corresponding laminated sheet and discuss in brief the key dangers and how to stay safe from the following:

- **Cooking** - don't leave unattended; keep flammable materials away from heat; keep pan handles pointing in
- **Cigarettes** - never leave smouldering or unattended; empty ashtrays safely, add water if in doubt
- **Fireplace** - don't get too close; never throw anything onto the fire; always use a fire guard
- **Candles** - never leave unattended; always place on a solid base; keep away from flammables
- **Electrics** - overloaded sockets; damaged/frayed cords
- **Matches and lighters** - discuss in more detail:
 - ▶ ask what they are used for? why are they dangerous?
 - ▶ ask if they see them at home? what are they used for?
 - ▶ ask where matches and lighters are kept at home?
 - ▶ ask them to remind parents that they should be kept out of reach of children
 - ▶ advise that if they find matches or lighters lying around they should tell an adult - do not pick up or play with them